



Club Leader Login

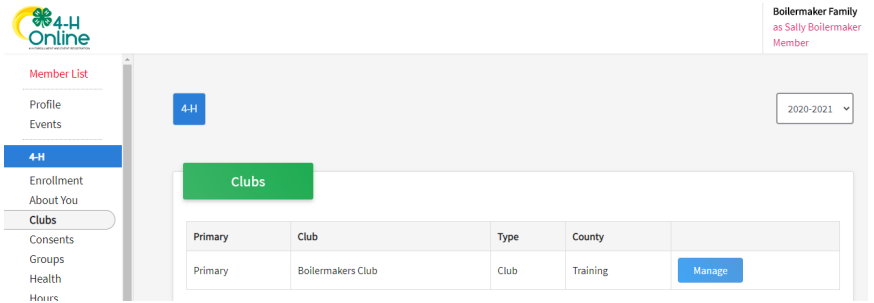
Before You Start

As a Club Leader, your enrollment must have approved and permissions assigned before you can login to the club.

1. Login to 4-H Online with your family's 4-H Online email and password.
2. Locate your name in the list of members in your family.
3. Click the 'View' button next to your name.

Sally Boilemaker Jan 4, 1989	<input type="button" value="View"/>	4-H Volunteer - Approved Volunteering for 2020-2021 program year Trainings Complete
Tony Boilemaker Feb 2, 2010	<input type="button" value="View"/>	4-H ClubMember - Approved Enrolled for 2020-2021 program year

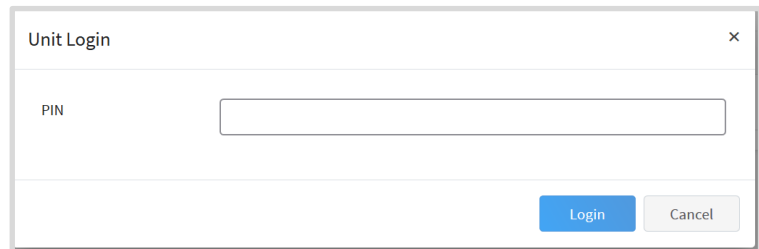
4. Click on Clubs in the navigation pane on the left side of the screen.
5. Click the Manage button for the Club.



The screenshot shows the 4-H Online interface. On the left is a navigation menu with 'Clubs' selected. The main area displays a table of clubs with a 'Manage' button for the 'Boilemakers Club'.

Primary	Club	Type	County	
Primary	Boilemakers Club	Club	Training	<input type="button" value="Manage"/>

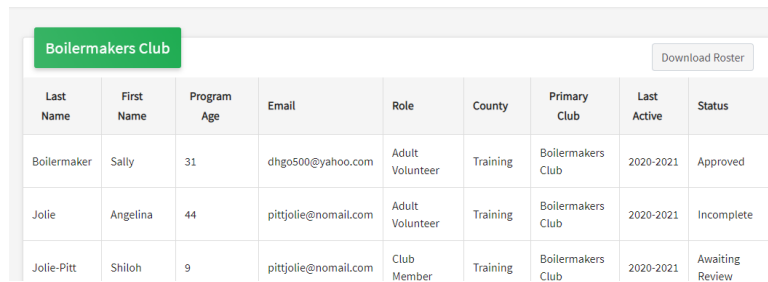
6. Enter the Unit (Club) PIN provided to you by the county office.
7. Click the Login button.



The screenshot shows a 'Unit Login' dialog box with a 'PIN' input field and 'Login' and 'Cancel' buttons.

8. You will be able to download the Club Roster for your Club.

Additional functionality will be added soon!



The screenshot shows a table titled 'Boilemakers Club' with a 'Download Roster' button. The table lists members with their last name, first name, program age, email, role, county, primary club, last active date, and status.

Last Name	First Name	Program Age	Email	Role	County	Primary Club	Last Active	Status
Boilemaker	Sally	31	dhgo500@yahoo.com	Adult Volunteer	Training	Boilemakers Club	2020-2021	Approved
Jolie	Angelina	44	pittjolie@nomail.com	Adult Volunteer	Training	Boilemakers Club	2020-2021	Incomplete
Jolie-Pitt	Shiloh	9	pittjolie@nomail.com	Club Member	Training	Boilemakers Club	2020-2021	Awaiting Review