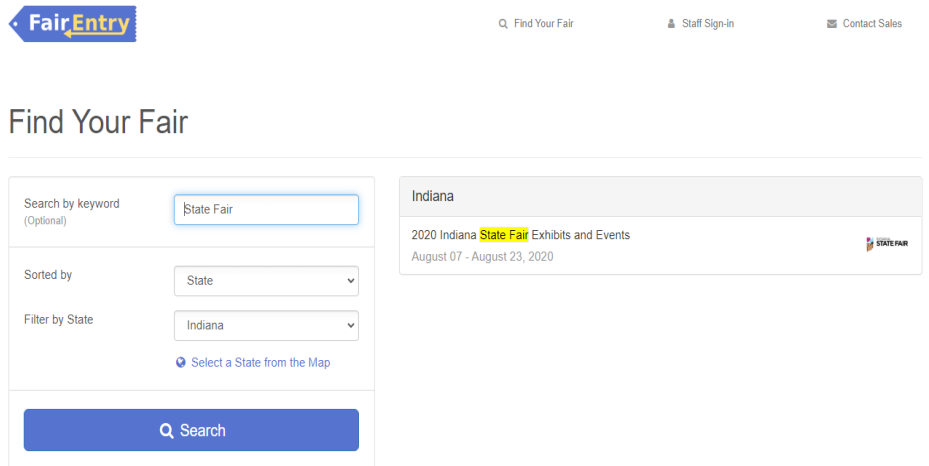




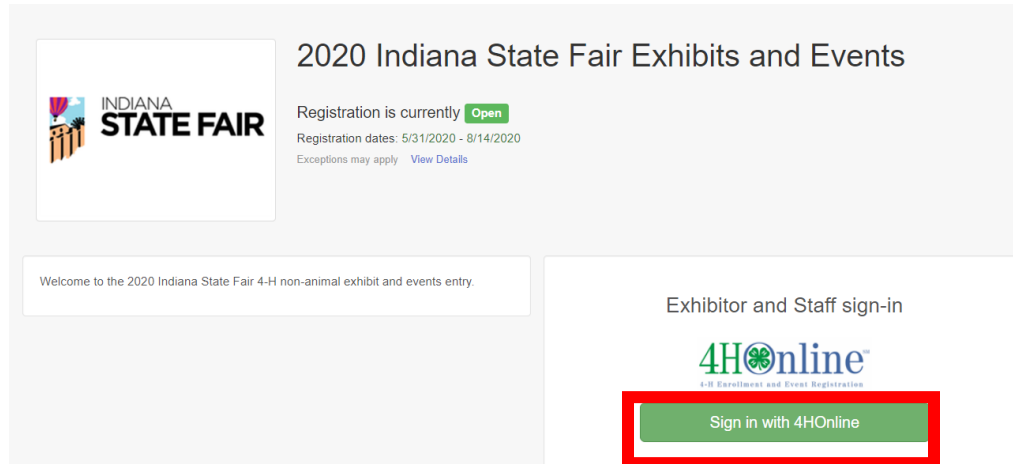
Viewing State Fair Virtual 4-H Project Results

1. To view your approved entries and results locate the 2020 Indiana State Fair under “**Find your Fair**”. Once you find it in the search click on the 2020 Indiana State Fair



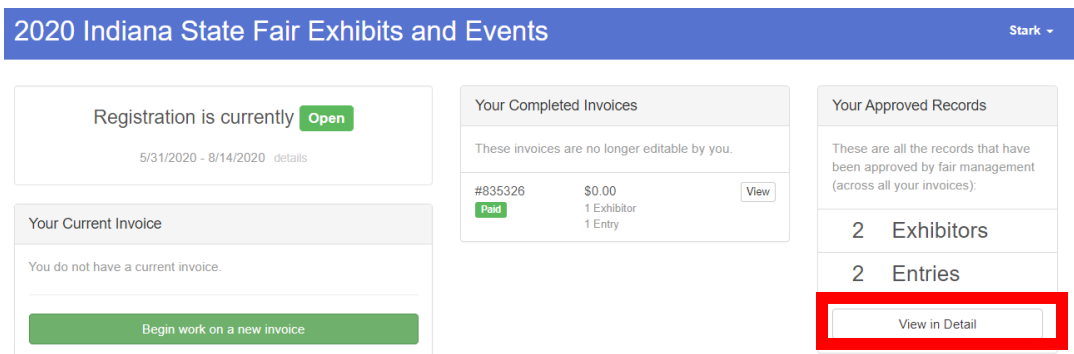
The screenshot shows the 'FairEntry' website. At the top, there is a navigation bar with 'FairEntry' on the left and 'Find Your Fair', 'Staff Sign-In', and 'Contact Sales' on the right. Below the navigation bar is a 'Find Your Fair' section. On the left side of this section, there are search filters: 'Search by keyword (Optional)' with a text input containing 'State Fair', 'Sorted by' with a dropdown menu set to 'State', and 'Filter by State' with a dropdown menu set to 'Indiana'. Below these filters is a blue 'Search' button. On the right side, there is a search result card for 'Indiana' with the title '2020 Indiana State Fair Exhibits and Events' and the dates 'August 07 - August 23, 2020'.

2. Login with your 4HOnline credentials.



The screenshot shows the '2020 Indiana State Fair Exhibits and Events' page. On the left, there is a logo for the 'INDIANA STATE FAIR'. To the right of the logo, it says 'Registration is currently Open' and 'Registration dates: 5/31/2020 - 8/14/2020'. Below this, there is a 'Welcome to the 2020 Indiana State Fair 4-H non-animal exhibit and events entry.' message. On the right side of the page, there is a section for 'Exhibitor and Staff sign-in' with the '4Honline' logo and a green button labeled 'Sign in with 4Honline' which is highlighted with a red border.

3. On the far right select “**View in Detail**” below the “**Your Approved Entries**”




The screenshot shows the '2020 Indiana State Fair Exhibits and Events' page with a blue header. Below the header, there are three main sections. The first section on the left is 'Registration is currently Open' with the dates '5/31/2020 - 8/14/2020'. The second section in the middle is 'Your Completed Invoices' with a table showing one invoice: '#835326', '\$0.00', 'Paid', '1 Exhibitor', and '1 Entry'. The third section on the right is 'Your Approved Records' with a list showing '2 Exhibitors' and '2 Entries'. Below the list is a button labeled 'View in Detail' which is highlighted with a red border.


4. You will be able to see your results and view any images uploaded for the projects submitted.

Approved Records

[Print](#)

You have 1 approved entry belonging to 2 approved exhibitors.

 Stark, Anna
0 Entries [4HOnline](#)

 Stark, Anna
1 Entry [4HOnline](#)

#9866

| | |
|-------------------|---|
| Department | State Garden |
| Division | 860: Tomato (TM) |
| Class | 86004: Tomatoes, Roma or paste type (TM) |

[View](#)

Additional Entry Information:

| | |
|-----------------------------|-----------|
| Judging Comments | Very Nice |
| Allow Public Viewing | Yes |
| Auction Narrative | |
| Video Url | |

[Edit](#)