


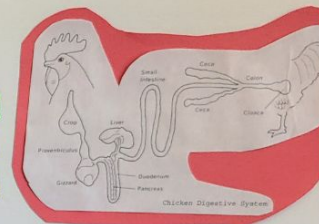
# Poultry Poster

Level 3 (Grades 9-12)

# Derek Moles

## Poultry Club

# CHICKEN DIGESTIVE SYSTEM



1. Crop, the crop acts as a temporary storage for food

2. proventriculus, is a glandular part of the stomach that may store or commence digestion before it reaches the gizzard.

3. Gizzard, since chickens have no teeth to break down their food they have a gizzard which is a muscular organ that is used to crush and mix the chickens' food.

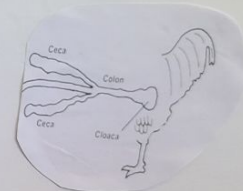


4. Pancreas, Produce pancreatic juice which is a mixture of digestive enzymes. Produce the hormones insulin and glucagon that are involved in the metabolism of carbohydrates.

5. Liver, It breaks down fats that are eaten, converting excess carbohydrates and protein



6. The small intestine works like a human's small intestine in its job to carry digested foods.



7. The ceca takes little extra nutrients out of their meal and the fermentation also happens in the ceca.

8. Colon aka large intestine is where the last of the water reabsorption occurs.

9. Cloaca the cloaca is how the chicken goes to the bathroom and lays eggs.