



# MINI 4-H WILDLIFE

## Welcome to Mini 4-H!

You are now a member of the 4-H family. You are a special person.

Mini 4-H'ers have lots of fun! There are lots of activities for you to explore. You can try new things. You can share it with your friends and family.

Mom, Dad or another adult can help you with your project. Bring your project to the 4-H Fair and lots of people will be able to see what you have done. You also get a ribbon made just for Mini 4-H'ers.

## Here are some things to know about 4-H.

**The 4-H Symbol:** A four-leaf clover with an “H” in each leaf

**4-H Colors:** Green and White

**4-H Motto:** To make the best, better.

**4-H Pledge:** I pledge my Head to clearer thinking  
My Heart to greater loyalty  
My Hands to larger service, and  
My Health to better living, for my club, my  
community, my country, and my world.

## Display at the Fair:

Bring your “See the World as a Bug” creation for us to see. Don’t forget to put your name on it!

## Some of the items you may need for Wildlife, include:

- Pencil
- Crayons, colored pencils
- Straws
- Scissors
- Rubber Band

## A Little to Know About Animals

### ANIMALS COME IN MANY SHAPES AND VARIETIES

Animals come in two kinds, domesticated and non-domesticated (or wild animals). DOMESTICATED animals are animals that man has tamed and are usually dependent on man in some way. They are such animals as cats, dogs, chickens, cattle and horses. NON-DOMESTICATED animals are animals that live in the wild, that really don't know or depend on man and are not used by man in any way. These are called Wildlife and include mammals, birds, fish, reptiles (snakes) and amphibians (frogs, etc.)

### ANIMAL HABITAT

All animals have a habitat which consists of food, water, shelter and space. What is your family dog or cat's habitat? (Where do they get their water and food? Do they have special hiding and sleeping places?)

Where do animals like hogs, cattle, horses, sheep and chickens get their food, water and bedding materials? These animals are called domestic animals, remember?

Where do wild animals, like squirrels get their food, water, shelter and space? (The squirrel eats acorns and other seeds, drinks water from puddles, streams or drippy faucets and may find a cozy hole in a tree for shelter.)

### MANY WILDLIFE SPECIES LIVE IN INDIANA

There are at least 52 species of mammals found in Indiana today. In addition, there are more than 250 different kinds of birds that you may see in Indiana some time during the year.

The animals chosen for your project are some of the most common in Indiana. They are the opossum, muskrat, eastern cottontail rabbit, raccoon, striped skunk and squirrel (eastern fox squirrel, eastern gray squirrel or red squirrel). The birds included: barn swallow, blue jay, cardinal, goldfinch, robin and house wren.

## What Do Animals Eat?

---

### FOODS THAT INDIANA WILDLIFE EAT

Here are the foods that the wildlife for your project, eat. Where would you find these foods?

Opossum	Carrion, young or small animals, tree fruits, corn, insects, crayfish.
Muskrat	Cattails, water plants, sedges, grasses, occasionally mussels and crayfish.
Rabbit	Green vegetation, bark, twigs.
Raccoon	Eggs, small birds and mammals, frogs, crayfish, insects, wild fruits and berries, corn, acorns, beechnuts.
Skunk	Insects, rodents, snakes, frogs, eggs, worms, carrion, fruits.
Squirrel	Nuts, acorns, seeds, buds, fruit.
Barn Swallow	Flying insects, such as: flies, bees, ants and beetles.
Blue Jay	Acorns, beechnuts, grains, some insects, eggs, young birds.
Cardinal	Fruits, weed seeds, insects.
Goldfinch	Mainly weed seeds, grain, wild fruit.
Robin	Insects, worms, seeds, fruits.
House Wren	Small insects.

# Make Your Own Bird Food



## How to make your own bird feeder

wildlife  
watch



### What you need:

- dry ingredients
  - bird seed
  - dried fruit
  - cooked rice
  - breadcrumbs
  - grated cheese
  - chopped nuts

- hard cooking fat (lard or suet)

- a pine cone, coconut shell or yoghurt pot



Use an old yoghurt pot for this, and always recycle after it's been used

- string



- 1 Mix all the dry ingredients together in a bowl



- 2 Add the fat and give it a good mix around

- 3 Choose your feeder



plaster all over a pine cone



put it round the inside of a coconut shell



press into a yoghurt pot

You can hang this upside down like a bell or turn it out like a cake

- 4 Hang your feeders with string (you may need to make holes and tie the string in before adding the mix)






Hang your feeder where you can watch birds without disturbing them



If you need to melt the fat, ask an adult to help



## Animal Coloring Pages

These are the pictures to cut out  
and color for your exhibit in  
the Division I Wildlife project.





## Water Word Search

EXRRAQLSNVJBUDALITBQBZ  
LCODAEIOIIXFN OOEERTFEDN  
LIIRDIBIAQRNOOWCHUFIFQ  
WVNO LNNBLCCUQLRHNDJVT S  
MOQU COZE PWASKFYBFXGXD P  
RJFG RBAQDSITTVPTRTBZLC  
FDMH BGGQGOYWHTIIIOYXEPSK  
PWGTLWFL OVPAVADEM VQQKC  
OQIE XZFC LG EAMYIHLHCHMK  
FLOODWAYFKIPNPRLYTJUGE  
IJDUCRUNANMDGRODRPUXIY  
TFGZQY CQJZMFTNSEI ZKZSN  
WMUA ODBQOUDMDTHHRKB FQE  
HZINDLFSZMOYR JXSXULXRP  
ZTORIXOQNGLEWWVWIPONDP  
MORKCUDNSIAAGGUASFGKGJ  
MXMARFFGLMRIVER TNYRPDM  
OLGEE LCRZOHUKWREOWZBLS  
HBT DUPEJOUYSETURWTDYXM  
CTEEUTE LTRUTKWWPQINJBA  
OFRMAAH HUYVPAOQWGM PVZU  
PNBWC VJDKWSYLT VIXOQK KC

CATTAIL  
DROUGHT  
DUCK  
EAGLE  
EARTH  
FISH  
FLOOD  
FLOODPLAIN  
FLOODWAY  
ICE  
LAKE  
MOON  
OTTER  
POND  
RAIN  
RIVER  
SNOW  
SOIL  
STREAM  
SUN  
SWAMP  
TREE  
TURTLE  
WATER  
WATERLILY

# Bird Food Matching Game

The following birds are found at Falls of the Ohio State Park.

What do they eat?

**Match the bird to its food.**



Cardinal

Nabs fish, frogs and crayfish



Cormorant

"Dive bombs" for fish



Great Blue Heron

Dabbles for insects and water plants



Hummingbird

Grabs small birds out of the air



Mallard

Licks nectar from flowers



Osprey

Paddles underwater to catch fish



Peregrine Falcon

Pecks grubs out of rotting wood



Downy Woodpecker

Cracks seeds with its thick bill



## See The World Through a Bug's Eyes

By Barbara Cummings

Interpretive Naturalist, Turkey Run & Shades State Parks

If you'd like to see the world through insect eyes, cut 6 soda straws in half. Bundle all 12 pieces together and wrap a rubber band or some tape around them to hold them together. Hold the bundle out several inches from your face and look through the straws. First look at something that's holding still. Then look at something that's moving, like a car or a jogger. Notice which one you can see best.

