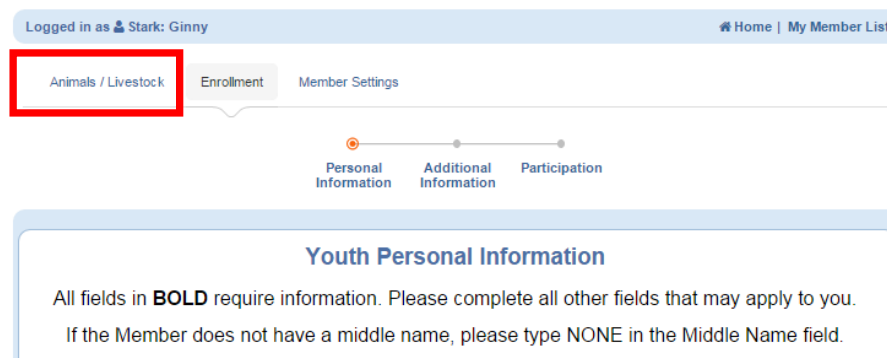


Animal Identification

Animal Identification in 4HOnline

Please complete the following steps to identify your livestock in the 4HOnline system.

1. Login to your family profile at: <https://in.4honline.com> using your family email address and password you created at the time of family profile creation.
 - a. If you have forgotten your password, please use the 'I forgot my password' option on the 4HOnline login page, and you will be sent a new temporary password.
 - b. If you turned in a paper 4-H enrollment form, please contact your local Purdue Extension Office for assistance.
2. Click the orange 'Continue to Family' button.
3. Find the 4-H member's name in the Member/Volunteer list for your family.
4. Click 'Edit' next to the 4-H member's name to which you wish to identify animals for in the system.
5. Click the text that says 'Animals/Livestock'.



Logged in as Stark: Ginny [Home](#) | [My Member List](#)

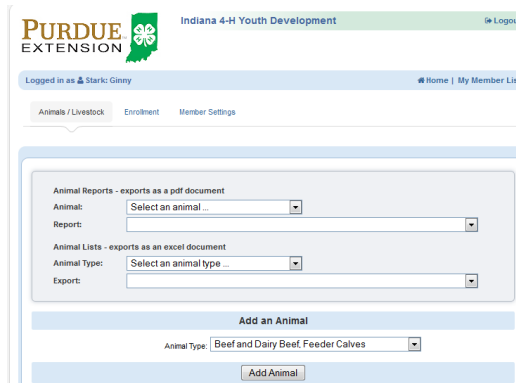
Animals / Livestock Enrollment Member Settings

Personal Information Additional Information Participation

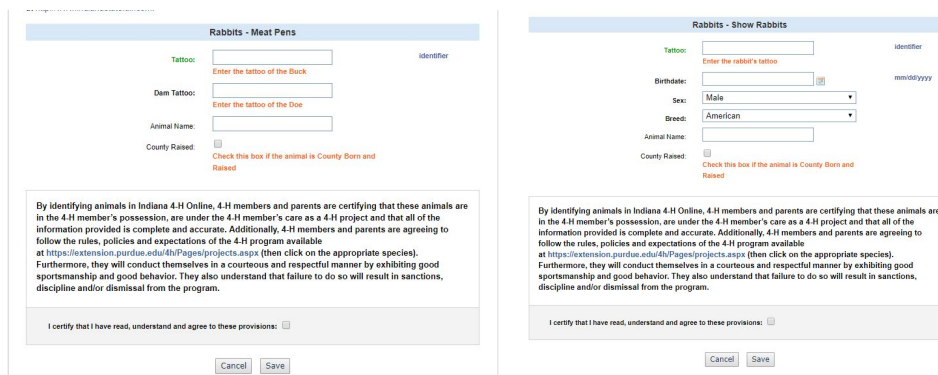
Youth Personal Information

All fields in **BOLD** require information. Please complete all other fields that may apply to you.
If the Member does not have a middle name, please type NONE in the Middle Name field.

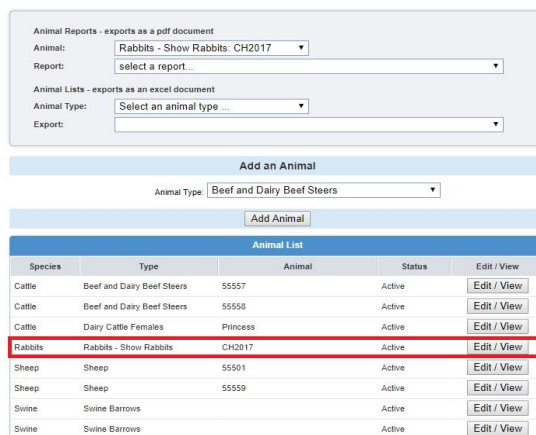
6. Select the appropriate Animal Type from the Add an Animal drop-down menu for the animal you first wish to identify. See the available Rabbit options below.
 - a. Rabbits- Meat Pen
 - b. Rabbits- Show Rabbits
7. Click the 'Add animal' button.



8. Read the on-screen instructions for Animal ID requirements for Indiana State Fair Exhibition.
9. You must complete all fields with BOLD titles.
10. Complete all other visible fields as applicable.
11. Once the information is complete, click 'Save'.



12. Verify that the animal is now listed in the Animal List below the Add Animal button.



Species	Type	Animal	Status	Edit / View
Cattle	Beef and Dairy Beef Steers	55557	Active	Edit / View
Cattle	Beef and Dairy Beef Steers	55558	Active	Edit / View
Cattle	Dairy Cattle Females	Princess	Active	Edit / View
Rabbits	Rabbits - Show Rabbits	CH2017	Active	Edit / View
Sheep	Sheep	55501	Active	Edit / View
Sheep	Sheep	55559	Active	Edit / View
Swine	Swine Barrows		Active	Edit / View
Swine	Swine Barrows		Active	Edit / View

13. Repeat steps 6 – 11 for each animal the member needs to identify.
14. Members are able to edit Animal ID information until the species specific Animal ID deadline.
15. Click the 'My Member List' in the upper right to return to the list of family members to select another 4-H member to identify animals.

Family Enrollment of Animals

Animals are automatically co-enrolled within the same family (Siblings and step-siblings). **With this capability in 4HOnline, animals do not need to be entered under each 4-H member in the family.** The exhibit management program will allow a member to select to exhibit any animal identified by the family in 4HOnline. It is strongly suggested that at least 1 animal be identified by each member enrolled in the project.