

Instructions for completing the “Youth Safety and Reporting Child Abuse” Volunteer Training via Qualtrics

1. Go to the Indiana 4HOnline login page located at <http://in.4honline.com>. ** Please use Firefox or Google Chrome as your internet browser on your computer when logging into 4HOnline.
2. If you know your account information skip to step 12.
3. If you have never logged in to your 4HOnline account before (in many cases where a County 4-H Office added the initial enrollment record), contact your County 4-H Office to obtain the email address that is on file for your account. If you do not have an email address on file, contact the County 4-H Office to add the email address to your account.
4. Enter your email address and select “I forgot my password.”
5. Select Family as your role.
6. Click Send My Password.


Indiana 4-H Youth Development

Welcome to 4-H Online

Indiana's 4-H Youth Development program provides youth the opportunity to participate in a variety of educational opportunities intended to develop life skills led by more than 18,000 adult volunteers assisting Purdue Extension staff. Learn how to connect with the Purdue Extension Office in your county and more about Indiana 4-H by visiting our website. Thank you and enjoy our program!

Renee K. McKee, Ph.D.
Assistant Director, Purdue Extension
Program Leader, Indiana 4-H Youth Development

State Program Fee

It is the policy of Indiana 4-H Youth Development to assess a \$15.00 program fee to each youth participant, grade 3-12, to help offset program delivery costs. Each county may also assess a county program fee. Families enrolling more than three youth (grades 3 - 12 only) will be provided a discount for State Program Fees. [State Program Fee Discount Policy Information](#) Program fees are non-refundable after a youth's membership status becomes active in 4HOnline.

This website is not compatible with Internet Explorer. Please use one of the following supported internet browsers from a computer/laptop or tablet: Mozilla Firefox, Google Chrome or Safari

Returning 4-H Families and Volunteers	New 4-H Families and Volunteers
<p>Returning 4-H youth and volunteers should not create new family profiles. Please contact your local Purdue Extension Office for assistance retrieving or updating your family email address.</p> <p>Reenrollment instructions for 4-H members and Adult Volunteers (PDF)</p>	<p>New 4-H Families will need to create a family profile to login to 4HOnline. Links to instructions are provided below. New 4-H Volunteers must complete the application and screening process before entering information into 4HOnline. Please contact your local Purdue Extension Office for assistance.</p> <p>Detailed youth enrollment instructions(PDF)</p> <p>Quick reference guide to youth enrollment (PDF)</p>

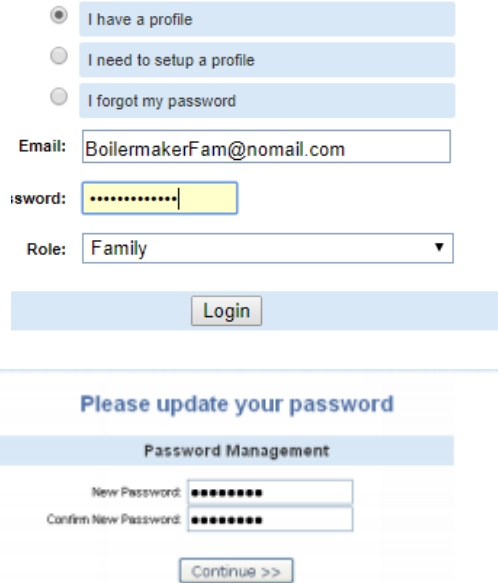
I have a profile
 I need to setup a profile
 I forgot my password

Email:

Role: ▼

Instructions for completing the “Youth Safety and Reporting Child Abuse” Volunteer Training via Qualtrics


7. Check your email account for your temporary password.
8. Once you receive your password, select I have a profile.
9. Enter the temporary password from the email message to the login page.
10. Click Login.
11. Once you log in, you will be prompted to create a new password. Enter a new password that you will remember.



The screenshot shows a login interface with three radio button options: "I have a profile" (selected), "I need to setup a profile", and "I forgot my password". Below these are input fields for "Email:" (containing "BoilermakerFam@nomail.com"), "Password:" (with masked characters), and a "Role:" dropdown menu (set to "Family"). A "Login" button is positioned below the password field. A horizontal line separates this from a "Please update your password" section, which includes a "Password Management" header, two password input fields labeled "New Password:" and "Confirm New Password:" (both with masked characters), and a "Continue >>" button.

Instructions for completing the “Youth Safety and Reporting Child Abuse” Volunteer Training via Qualtrics


12. DO NOT “Continue to Family”. Please click on the link next to the **Adult Volunteer Youth Safety & Reporting Child Abuse Training**.



13. The link will take you to another site (Qualtrics) for the training. Please complete the training all the way through to receive credit.



PURDUE EXTENSION Indiana 4-H Youth Development [Logout](#)

Logged in as  Boilermaker [Change Password](#)

Enrollment Opens October 1st



****Remember when re-enrolling youth who have turned 18, please DO NOT select Adult when it prompts you to select Adult or Youth. They are still Youth until after they graduate and come back to be volunteers!****

Adult Volunteer Youth Safety & Reporting Child Abuse Training
Please use this link to take your Volunteer Training:
puext.in/VolTrain19_20

Stay connected with Indiana 4-H on social media!
[Indiana 4-H Facebook](#) [Indiana 4-H Twitter](#)
[Indiana 4-H YouTube](#)
[Indiana 4-H Instagram](#)
[Indiana 4-H Flickr](#)

My Meetings

Announcements & Newsletters

-  [4-H Electric High School Opportunity](#)
Sep 18, 2018 IN State
-  [Event Registration Instructions](#)
Mar 02, 2018 IN State
-  [Test Newsletter](#)
Nov 17, 2016 Training County

[Continue to Family](#)

Welcome to the “Youth Safety and Reporting Child Abuse” training! We appreciate the time you are taking to learn more about the importance of providing young people in your program with a safe environment. As representatives of Purdue University, both paid staff and volunteers, we all have the responsibility to ensure the well-being of the youth in our programs.

Please review the 2 short videos below and there will be a quiz following the videos.

