

Rabbit Activity Sheet - 2020

Mini 4-H - Grades - Kindergarten-1-2

Complete Packet due to the Extension Office June 30, 2020

\$1.00



Allen County 4-H
Skills for Life

What you will do in this project:

- Enroll in the 4-H program by **January 15**.
- According to your grade level, complete 1 of the 3 activities in this Rabbit Activity Sheet as well as the Rabbit Records on page 5.
- Complete the Identification Form included on page 7.
- Mini 4-H Rabbit members and parent/guardian **MUST** sign the Mini Liability Release Form included in these Activity Sheets on page 6 before turning it into the Extension Office.
- This completed Rabbit Activity Sheet needs to be turned into the Extension Office on or before **June 30**.
- Mini 4-H members need to confirm the mini projects that they will be doing at the county fair on the online FairEntry on or before June 30 at <https://allencountyindiana.fairentry.com>. Mini 4-H members do not need to enter the tattoo and breed of their rabbits like the traditional 4-H members. This website requires Foxfire or Google Chrome to verify projects.
- It is recommended that exhibitor attends two County 4-H Rabbit workshops when offered.
- It is recommended that each family purchase a Rabbit Resource Handbook. The handbook is a useful source of information and can be used as a reference when answering questions in the activity sheet.
- Refer to the Allen County 4-H Rules Book for a complete listing of all regulations concerning this rabbit project.

Management Tips:

- Rabbits should be provided with plenty of fresh water daily. It is best to change their water twice a day, especially on hot days or in the winter when the water dishes freeze.
- Use a good quality commercial food pellet. Ask other rabbit breeders what feed they give their rabbits and find one that works for your rabbits. The package should give a suggested amount of feed to give daily and then adjust to each rabbit's needs.
- Get in the habit of watching your rabbit's behavior. Make sure they are acting, eating and drinking normally.
- Purchase rabbits from a reputable breeder. The breeder that you purchase your rabbits from will be able to answer questions on feeding, health, housing, and breeding.
- Provide rabbits with an appropriate size cage for their size and weight. The cage should also protect them from predators as well as shelter them from cold drafts, rain, sun and heat.
- Regularly handle your rabbits. A rabbit that is handled often is easier to work with. Practice poising them for show, groom and trim nails if needed, check their teeth and overall condition.
- Be responsible. Your rabbits depend on you to feed, water and care for them.
- A good source of information is The American Rabbit Breeders Association. Their web page is: <http://arba.net>.

4-H Member: _____ 4-H Club: _____

Grade in School (January 1, 2020) _____ Years in this project _____

Signature of 4-H Member verifying that you have completed these activities:

Signature of Parent that you have reviewed this information:

• 4001 Crescent Avenue • Fort Wayne, IN 46815-4590 •
(260) 481-6826 • FAX: (260) 481-6439
Purdue University, Indiana Counties and U.S Department of Agriculture Cooperating
An Affirmative Action/Equal Opportunity Institution


4-H Animal Care:

The Indiana 4-H program strongly supports positive animal care and strongly opposes animal abuse. 4-H is also dedicated to the mission of developing youth and volunteers through "Learning by Doing" programs. 4-H livestock projects teach life skills such as acquiring knowledge, making decisions, and applying leadership skills.

- When working and caring for animals, it is important to insure that appropriate safety measures are in place for both the animals and the persons who care for them. Therefore, there is no substitute for knowledge, common sense, and experience.
- Animal handlers should study and learn to anticipate an animal's reaction and try and avoid problem situations. It is most important that 4-H members understand an animal's behavior so one can "outsmart" not "out-muscle" an animal. Foremost in the 4-H'ers mind should always be safety of the handler and the animal. Moving animals is more of an art than a science. Movement of animals requires planning and knowledge to accomplish it with the least amount of time, effort and stress to the animal.
- An animal's good health is often directly related to the environmental factors associated with its living space. The presence of predators, dust, odors, pests, temperature, and humidity has a direct effect on an animal's well-being.
- Animals react favorably to daily care and comfortable housing. Consideration should also be given to specific animal needs such as size of their housing space, lighting, and ventilation. The best facilities and equipment cannot and should not be a substitute for daily observation and careful attention to signs of illness, injury, and/or unusual behavior.
- Frequent consultation with your veterinarian is a must. Reasonable attention must always be given to the use of drugs and their approved withdrawal times.

Parts of a Rabbit - Activity 1

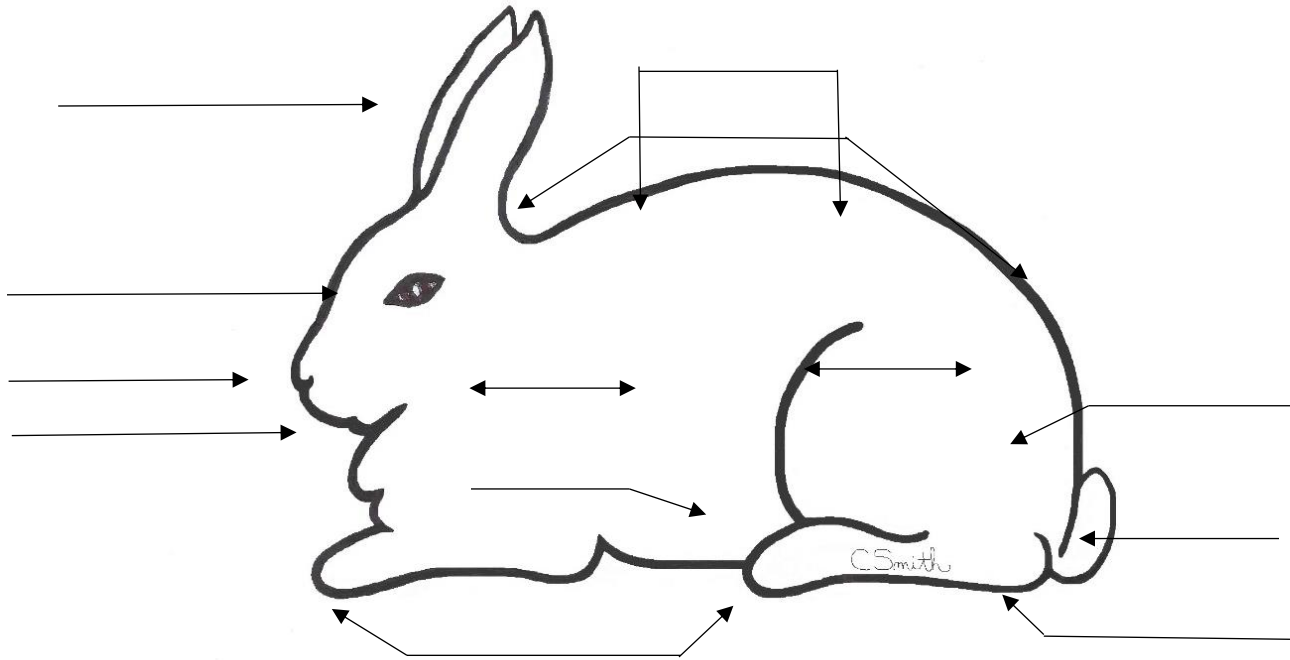
Kindergarten



Label the parts of the rabbit above using the terms below. You can have a parent, gardian, or even an older 4-H member help you complete this activity sheet. The *Rabbit Resource Handbook* Chapter 3, will be very helpful in answering questions in this Rabbit Activity Worksheet. The handbook is a great source of information and can be purchased at the extension office.

Back Belly Ears Eyes Feet Mouth Nose Tail

Grades 1-2



Label the parts of the rabbit above using the terms below. You can have a parent, gardian, or even an older 4-H member help you complete this activity sheet. The *Rabbit Resource Handbook Chapter 3*, will be very helpful in answering questions in this Rabbit Activity Worksheet. The handbook is a great source of information and can be purchased at the extension office.

Back Belly Ears Eyes Feet Hip Hock
Loin Nose Mouth Ribs Rump Tail

Breeds of Rabbits - Activity 2

Kindergarten

Name 4 breeds of rabbits. A good place to look is Chapter 3 in the *Rabbit Resource Handbook* or online at the American Rabbit Breeders Association's website at ARBA.net.

1. _____ 2. _____

3. _____ 4. _____

Grades 1-2

Name 2 breeds of lop eared rabbits with ears that go down instead of standing up. Name 2 breeds of rabbits with angora wool, which is long fuzzy fur. A good place to look is Chapter 3 in the *Rabbit Resource Handbook*, which has a picture and description of each breed of rabbit. You can also look online at the American Rabbit Breeders Association's website at ARBA.net.

Lop eared breeds

1. _____ 2. _____

Angora wool breeds

1. _____ 2. _____


Rabbit Terms - Activity 3

All Grades: Kindergarten-1-2

To answer some of these question you can use the glossary in the back of the *Rabbit Resource Handbook*. You may also need to look at your rabbit to help you answers the rest of the questions.

1. A female or girl rabbit is called a _____.
2. A male or boy rabbit is called a _____.
3. How many toes are on the front feet of a rabbit? _____
4. How many toes are on the back feet of a rabbit? _____
5. Which ear does a rabbit's tattoo go in? _____

ALLEN COUNTY 4-H RABBIT RECORDS



Records serve as a way to measure your own success with a project. It is good to keep track of how much you feed your rabbits, how much feed costs, and how many rabbits you have. Answering these questions will help you see how far you have come in the rabbit project.

Kindergarten

1. What is the brand name of the feed you feed your rabbits? (Example: Purina Rabbit Chow)
2. How much do you feed your rabbits? (Example: 1/3 cup every morning)
3. Do you give your rabbit's fresh water every day?
4. Do you check your rabbit every day to make sure it is healthy?

Grades 1-2

1. What is the brand name of the feed you feed your rabbits? (Example: Purina Rabbit Chow)
2. How much does a bag of feed cost? (Example: \$16.50 for 50 pounds)
3. How much do you feed your rabbits? (Example: 1/3 cup every morning)
4. Do you feed your rabbit hay or a conditioner? (Example: Yes, a handful of grass hay at night)
5. Do you give your rabbit's fresh water every day?
6. How often do you clean your rabbit's cages? (Example: I clean the cage trays every 3 or 4 days)
7. Do you check your rabbit every day to make sure it is healthy?

Mini 4-H Liability Release Form

The safety and well being of our 4-H youth is of the utmost importance. Although kindergarten is specified as the time when a child may begin participation in some 4-H events and activities, parents are encouraged to take into consideration their child's physical and mental development before agreeing to let the child begin to show, work with, or care for animals. Each child matures at a different rate, and children in grades K-2 may still be too young to begin showing, working with, or caring for animals.

The Indiana 4-H Youth Development Program at Purdue University has agreed to allow Mini 4-H members in grades K-2 to participate in NON-COMPETITIVE animal projects subject to certain conditions. These conditions are specified below.

“Mini 4-H members, in grades K through 2, will be allowed to show, work with, or care for animal projects after their parent or legal guardian has signed a liability release. Mini 4-H members may independently show, work with, or care for animals that weigh 300 pounds or less. Mini 4-H members may only show, work with, or care for animals over 300 pounds when they are assisted by a parent, legal guardian, or another adult designated in writing by parent or legal guardian.” *(The word assisted means that the adult has control of the animal at all times.)*

Mini 4-H members exhibiting horses must wear ASTM or SEI standard F1163 (or above) certified helmets whenever mounted. The parent/guardian is responsible to see that this specified headgear is properly fitted with the approved harness in place and fastened whenever a rider is mounted.

I understand that participating in 4-H activities can involve certain risks to my child. On behalf of my child I accept those risks. I hereby release and discharge Purdue University, The Trustees of Purdue University, the Allen County Commissioners, the Allen County Cooperative Extension Service, and each of their trustees, officers, appointees, agents, employees, and volunteers ("Released Parties") from all claims which my child or I might have for any injury or harm to my child, including death, arising out of my child's participation in a Mini 4-H animal activity(ies), even if such injury or harm is caused by any of the Released Parties. I do not, however, release these individuals and entities from liability for intentional, willful or wanton acts and this release shall not be construed to include such acts.

Mini/Exploring 4-H member's name _____

Other Adult Designee - Print Name _____

Signature of Parent/Legal Guardian _____ Date _____

Signature of Parent/Legal Guardian _____ Date _____

Risk Management Forms

Revised 10/14

ALLEN COUNTY MINI 4-H RABBIT IDENTIFICATION FORM

DUE JUNE 30 –To the Allen County Extension Office

Exhibitor's Name _____ Grade in School (1/1/2020) _____

Telephone Number _____ Cell Number _____

4-H Club _____

Parent(s) Name(s) _____ Parent's email _____

Mini 4-H Member may pre enter two (2) rabbits. They may ONLY exhibit one (1) rabbit at the Fair.

Note – Pen fees at the fair are \$1.00 per rabbit.

Mini 4-H animals cannot be entered in FairEntry. However, Mini 4-H members MUST complete FairEntry to indicate they plan to exhibit.

Breed	Variety Variety – Color	Class Junior, 6/8, or Senior	Sex Buck or Doe	Tattoo Use capital letters and numbers. Print clearly.
<i>Example: Mini Rex</i>	<i>black</i>	<i>Junior</i>	<i>Buck</i>	<i>CJ587</i>
1.				
2.				

I hereby certify that I own these rabbits and they are in my personal possession and under my daily care.

Signature of 4-H member verifying that the information above is accurate. Date

Signature of parent/guardian verifying that the information above is accurate. Date