

ELKHART COUNTY

4-H Scholarship

Help Book




**4-H Scholarship Workshops:
Saturday, November 2, 2019
Saturday, November 23, 2019**

This packet will assist you with completing scholarship applications.

See the full Elkhart County Scholarship packet for complete instructions and forms available at:
www.extension.purdue.edu/elkhart

Purdue is an equal access/equal opportunity institution.

TOPIC	PAGE
Introduction.....	3
Important Dates	3-4
What Scholarships Are Available.....	4-6
What Categories Do My 4-H Projects and Activities Fit Under	6-9
Steps Accomplishment Scholarship.....	9
Life Skills	9-10
Creating Wow Statements.....	10-11
Power Verbs	12
Cover Letter	13-15
Putting Together Your Résumé.....	16-20
Scholarship Committee Tips	20-22
Suggestions For Completing Foundation Scholarship Form	22-23
Interview.....	23
Résumé/Interview Evaluation Form 4-H Youth Recognition Application	24-25
4-H Interview Scoresheet	26
An Example	27-28
Résumé	28-31



**For more information contact:
Purdue Extension Elkhart County Office
17746 County Road 34, Suite E
Goshen, IN 46528-6898
574-533-0554
Sthele Greybar, 4-H Youth Educator
sgreybar@purdue.edu**

**All applications are available on the Elkhart County 4-H website:
www.extension.purdue.edu/elkhart**

INTRODUCTION

3

Welcome, this booklet is to help you on your journey when applying for 4-H Scholarships and Trips. We encourage you to start applying if you are in the 10th grade. If you have any questions at any time, please be sure to contact the 4-H Youth Development Extension Educators.

Here are a few basic things that you should know and do when getting ready to apply:

- 4-H Foundation scholarships and awards are not necessarily based on academic achievement or financial need, but on the quality of your application.
- Applications must focus on what you have learned and not what you have won.
- Be sure to read this booklet and the scholarship rules.
- Check the timeline of due dates and start early, but don't wait until the last minute.
- Ask your Purdue Extension Educator for help.
- All applications are electronic and not hand written. If you need a computer to use, please let us know.
- You may only apply for three (3) Accomplishment Scholarships each year.
- Use your 4-H record sheets and Achievement Record book project if you have completed one, to help you create your résumé.

IMPORTANT DATES:

- ◇ December - January: One on one help from Extension Educators. Call the Extension office at 574.533.0554 to set up an appointment.
- ◇ Be sure you allow time to get required signatures & reference letters.
- ◇ January 15th: Scholarships are due.
- ◇ February: Résumés judged at Purdue University by Extension Educators.
- ◇ March 1: Semi finalists notified for interview.

4

Important Dates continued:

- ◇ **March:** Semi Finalists interviewed at Purdue University.
- ◇ **July:** Elkhart County scholarship winners honored at the 4-H fair.
- ◇ **October:** Mandatory recognition event for Accomplishment scholarship winners at Indiana 4-H Congress, Indianapolis.

WHAT SCHOLARSHIPS ARE AVAILABLE?

Elkhart County 4-H Scholarships

Janice Gawthrop Scholarship

- * This form also requires a résumé.
- * Must be a 9 or 10 year member in 2020.
- * Requires two letters of recommendation, one must be from your 4-H leader.

WFRN Leadership Award

- * Awarded based on leadership ability.
- * Simple form to fill out.
- * Include non-4-H leadership examples.
- * Two awarded at \$500 each.
- * Requires leader evaluation on the form.

Elkhart County Junior Leader Scholarship

Awarded to all Junior Leaders who are High Schools Seniors, enrolled in Junior Leaders, AND complete the form.

- * \$100 per year of active participation in Junior Leaders (maximum \$600).
- * An active year is a year you qualified for completion trip - *see full application.*
- * Awarded after the fair and Senior year qualifications verified.
- * One page form.



Purdue Alumni Club Foundation of Elkhart County

5

- * Must be accepted for admission and planning to attend Purdue University in the fall as full-time (12+ hours/semester), undergraduate students.
- * Must be resident of Elkhart County or an adjacent county that does not have a Purdue Alumni Club.
- ◆ Do not have to be a member of 4-H to apply for this scholarship.

State 4-H Scholarships

Indiana 4-H Club Scholarship

- ◆ A senior in High School who will be attending Purdue University in the fall.
- ◆ Must be enrolled in any major course of study in the College of Agriculture or one of the following majors in the College of Health and Human Sciences; Apparel Design and Technology, Dietetics, Developmental and Family Science, Early Childhood Education and Exceptional Needs, Family and Consumer Sciences Education, Environmental Health Science, Financial Counseling and Planning, Foods and Nutrition, Hospitality and Tourism Management, Human Services, Retail Management, or Selling and Sales Management.
- ◆ Must complete the FAFSA application by March 1, 2020.

Indiana 4-H Foundation Senior Year 4-H Scholarship

- ◆ Senior in High School.
- ◆ Can be used for college, trade schools, or short courses.
- ◆ One time award.
- ◆ Based on 4-H record.

Indiana 4-H Youth Development Accomplishment Résumé Scholarship

- ◆ May apply for up to 3 different categories:
 - Animal Science
 - Citizenship
 - Communications
 - Engineering and Technological Sciences
 - Healthy Living, Food and Nutrition Sciences
 - Leadership Development
 - Plant and Environmental Science
 - Premier Achievement*
 - Premier Citizenship*
 - Premier Leadership*

*denotes a \$2,000 category, and all others are \$1,000.

6

- ◆ Applicants must be in grade 10, 11, and 12, or their first year immediately following 4-H enrollment eligibility at the time applications are due. While applicant does not have to be a current 4-H member, they must demonstrate multiple years of involvement in Indiana’s 4-H Youth Development Program.
- ◆ Youth who have previously been awarded a \$1,000 accomplishment scholarship are only eligible to compete in the Premier Achievement, Premier Citizenship and Premier Leadership categories.
- ◆ Youth who have previously been awarded a \$2,000 scholarship are no longer eligible for any category.
- ◆ Based on the quality and substance of the cover letter and how well the life skills résumé demonstrates life skills development in that particular category based on the applicant’s Indiana 4-H Youth Development experiences.

WHAT CATEGORIES DO MY 4-H PROJECTS AND ACTIVITIES FIT UNDER?

Animal Science - Meat and Milk Production Category	
<i>Ag Day</i>	<i>Junior Pork Day</i>
<i>Animal Science Workshops</i>	<i>Junior Pork Quality Assurance Plus</i>
<i>Aquatic Science</i>	<i>Livestock Judging CDE</i>
<i>Beef</i>	<i>Livestock Skillathon CDE</i>
<i>Career Days</i>	<i>Meat Judging CDE</i>
<i>Dairy</i>	<i>National 4-H Dairy Conference</i>
<i>Dairy Foods CDE</i>	<i>National 4-H Science Experiment</i>
<i>Dairy Judging CDE</i>	<i>Pigeon</i>
<i>Demonstration</i>	<i>Poultry</i>
<i>Food Science Workshop</i>	<i>Poultry Judging CDE</i>
<i>Foods</i>	<i>Professional Persuasive Presentation</i>
<i>General Livestock Quality Assurance</i>	<i>Public Speaking</i>
<i>Goat</i>	<i>Rabbit</i>
<i>Hoosier Beef Congress</i>	<i>Sheep</i>
<i>Illustrated Talk</i>	<i>Swine</i>
<i>Informative 4-H Presentation</i>	<i>Veterinary Science</i>
<i>Interactive Demonstration</i>	<i>Other county/local subject and educational areas</i>

Engineering and Technological Science Category	
<i>Aerospace</i>	<i>Engineering Workshop</i>
<i>Aerospace Workshop</i>	<i>Informative 4-H Presentation</i>
<i>Ag Day</i>	<i>Interactive Demonstration</i>
<i>Agricultural Tractor</i>	<i>Lawn and Garden Tractor</i>
<i>ATV Safety</i>	<i>National 4-H Science Experiment</i>
<i>Bicycle</i>	<i>Professional Persuasive Presentation</i>
<i>Career Days</i>	<i>Public Speaking</i>
<i>Computer</i>	<i>Robotics</i>
<i>Computer Science Workshop</i>	<i>Robotics Challenge</i>
<i>Demonstration</i>	<i>Robotics Workshop</i>
<i>Electric</i>	<i>Small Engine</i>
<i>Electric Contest</i>	<i>Wood Science</i>
<i>Electric Workshop</i>	<i>Other county/local subject and educational areas</i>

Animal Science - Companion and Small Animal Production Category	
Ag Day	Informative 4-H Presentation
Animal Science Workshops	Interactive Demonstration
Aquatic Science	Llama and Alpaca
Career Days	National 4-H Dairy Conference
Cat Demonstration	National 4-H Science Experiment
Dog	Pet
Food Science Workshop	Pigeon
Foods	Poultry
General Livestock Quality Assurance	Poultry Judging CDE
Goat	Professional Persuasive Presentation
Hippology CDE	Public Speaking
Horse	Rabbit
	Veterinary Science
	Other county/local subject and educational areas
Horse Judging CDE	
Illustrated Talk	

Citizenship Category	
4-H Military Partnership	Informative 4-H Presentation
All 4-H subject areas	Interactive Demonstration
Ag Day	International Programs
Career Days	Junior Leaders
Children, Youth, and Families at Risk	National 4-H Conference
Citizenship Washington Focus	National 4-H Congress
Collegiate 4-H	Operation: Military Kids
Community Service Demonstration	Personality
Entrepreneurship	Professional Persuasive Presentation
Genealogy	Public Speaking
Global Markets	Start Local...Go Global! Workshop
Government	State 4-H Junior Leader Conference
Indiana 4-H Youth and Adult Congress	State Fair Achievement Trip
Indiana State Fair Youth Leadership Conference	Volunteerism
	Other county/local subject and educational areas

Communications Category	
4-H Ambassador/Recruitment	Informative 4-H Presentation
4-H Band	Leadership
4-H Chorus	National 4-H Conference
4-H Military Partnership	National 4-H Congress
4-H Performing Arts	National 4-H Dairy Conference
Ag Day	Officer Training
All 4-H subject areas	Operation: Military Kids
Citizenship Washington Focus	Professional Persuasive Presentation
Collegiate 4-H	Public Speaking
Demonstrations	State Fair Achievement Trip
Illustrated Talk	State Junior Leader Conference
Indiana 4-H Youth and Adult Congress	Other county/local subject and educational areas
Indiana State Fair Youth Leadership Conference	

Each applicant may enter a maximum of 3 of the 11 categories defined in the next few pages (Category boxes). Applicants must demonstrate how their involvement in Indiana 4-H Youth Development subject matter and events/activities helped develop life skills in that specific category; thus, a single application cannot be used to enter multiple categories.

Healthy Living, Food, and Nutrition Science Category	
4-H Band	Health
4-H Chorus	Healthy Living Workshop
4-H Performing Arts	Home Environment
4-H Round-Up	Informative 4-H Presentation
Ag Day	Interactive Demonstration
Arts and Crafts	Lawn and Garden Tractor/Mower Safety
ATV Safety	Microwave
Bicycle	Personality
Cake Decorating	Photography
Captain Cash	Professional Persuasive Presentation
Career Days	Public Speaking
Character Education	Safety
Child Development	Sewing
Consumer Clothing	Shooting Sports
Demonstrations	Shooting Sports Safety
Farm Safety	Show Me the Money Workshop
Fashion Revue	Sportfishing
Food Science and Nutrition Workshop	Tractor Safety
Foods	Other county/local subject and educational areas

Leadership Development Category	
4-H Ambassador/Recruitment	Indiana State Fair Youth Leadership Conference
4-H Military Partnership	Informative 4-H Presentation
Ag Day	Interactive Demonstration
All 4-H subject areas	Junior Leadership
Children, Youth, and Families at Risk	National 4-H Conference
Citizenship Washington Focus	National 4-H Congress
Collegiate 4-H	National 4-H Dairy Conference
Communications	Officer Training
County 4-H Council	Operation: Military Kids
County 4-H Fair Board	Professional Persuasive Presentation
County Extension Board	Public Speaking
Demonstrations	State Fair Achievement Trip
Entrepreneurship	State Fair Exhibit Hall Worker
Illustrated Talk	State Junior Leader Conference
Indiana 4-H Youth and Adult Congress	Other county/local subject and educational areas

Premier Leadership Category*
 Demonstration of life skills developing one's leadership in multiple categories.

Premier Citizenship Category*
 Demonstration of life skills developing one's citizenship in multiple categories.

Premier Achievement Category*
 Demonstration of life skills developing and overall 4-H achievement in multiple categories.

**Youth who have previously been awarded a \$1,000 accomplishment scholarship are only eligible to compete in the Premier Achievement, Premier Citizenship, and Premier Leadership categories.*

Plant and Environmental Science Category	
Ag Day	Interactive Demonstration
Alfalfa	Junior Master Gardener
Beekeeping	National 4-H Science Experiment
Biotechnology	PINE Workshop
Career Days	Plant Science
Corn	Professional Persuasive Presentation
Crops	Public Speaking
Crops CDE	Renewable Energy Workshop
Demonstration	Shooting Sports
Entomology	Small Grains
Entomology CDE	Soil and Water Conservation
Floriculture	Soil Judging CDE
Forestry	Soybeans
Forestry CDE	Strawberries
Garden	Weather
Geology	Weeds
Hay (forages)	Wildlife
Horticulture CDE	Wildlife Habitat CDE
Informative 4-H Presentation	Other county/local subject and educational areas

9

STEPS TO START APPLYING FOR THE ACCOMPLISHMENT SCHOLARSHIPS:

- First Select 3-5 life skills to use for your cover letter and résumé.
- Create a Wow Statement with each life skill.
- Look over the Power Verbs section to help complete the next two items.
- Use the Cover Letter Worksheet and examples to create your cover letter.
- Use the Résumé Worksheet and Examples to create your résumé.
- Review your application and have another person review and edit.
- Ask your Extension Educator for help and editing.

LIFE SKILLS

Here is a list of possible life skills to help you get started on your cover letter and résumé, but remember there are more skills than provided in this list.

Accepting Differences	Interpretation	Problem Solving
Character	Keeping Records	Reasoning
Citizenship	Leadership	Record Keeping
Communication	Learning to Learn	Resiliency
Community Service Volunteering	Listening	Responsibility
Concerns For Others	Managing Feeling	Responsible Citizenship
Conflict Resolution	Managing Resources	Self-Discipline
Contributions To Group Effort	Managing Stress	Self-Esteem
Cooperation	Marketable Skills	Self-Motivation
Coping	Mastering Technology	Self-Responsibility
Creative Thinking	Mathematics	Service Learning
Critical Thinking	Motivating Self	Sharing
Decision Making	Negotiating	Social Skills
Disease Prevention	Nurturing Relationships	Speaking
Empathy	Organizational	Stress Management
Goal Setting	Personal Safety	Teaching
Healthy Lifestyle Choices	Planning	Teamwork
Honesty	Planning & Organizing	Technology

10

LIFE SKILLS CONTINUED

Thinking Critically Wise Use of Resources Writing
Time Management

Use résumé worksheet to brainstorm and select 5 examples for each life skill you choose. Use action verbs to start each bullet point.

Example: Life Skill-Teaching

- Club demonstration on making a pizza - 40 members learned to make a quick and nutritious snack.
- Foods workshop - Assisted project leader with Foods workshop where I taught 12 first year members how to make bar cookies.
- Mini 4-H Workshop - Taught 30 Mini 4-H'ers how to make a fruit kabob.

Use bullet points to develop short, easy to read power statements.

- ◆ The first two should be project specific.
- ◆ Three and four can be about other 4-H work.
- ◆ The last one or two can be about other activities, sports, school.
- ◆ Put your strongest examples first.
- ◆ Be consistent in your format.
- ◆ Always start with a verb. Use a thesaurus or verb list.



CREATING WOW STATEMENTS

Example:

Activity - Participated in Super Saturday. Brought my project from last year.
WOW - Recruited potential 4-H'ers by presenting detailed information on the Foods project at the Elkhart County Super Saturday 4-H Promotional event. This event was attended by 150 people including 83 potential 4-H members.

Can you develop WOW statements for these activities?

Activity-Fed my animals daily (Life Skill-Time Management)

WOW-

Activity-Participated in Junior Leader Service Project (Life Skill-Citizenship)

WOW-

Activity-Coordinated 4-H and School Activities (Time Management)

WOW-

Examples of brainstorming activities that you may have participated in that could be developed into WOW statements: 11

Choose High Growth Activities that Develop Life Skills

Make a list of project activities that you have completed in your 4-H career that helped you develop your life skills. Here are 2 project examples:

Horse & Pony

- Taught horse and pony related workshop to 4-Hers
- Built chutes, trailer, shoebox, etc., by hand
- Did a horse demo for elderly, shut-ins, nursing home or church
- Started a horse related business
- Worked at a horse related business (vet, stable, breeding farm, etc.)
- Assisted with Extension/FFA County Ag Day
- Participated in Horse judging teams, Hippology and Horse Bowl
- Organized a 4-H trip to state/national horse related shows/events
- Spoke at local adult organizations about horse related topic
- Bought/sold breeding stock at national event
- Attended National, State Animal Ethics/Rights Conferences
- Got active in Hoosier Horse Fair activities

Foods

- Taught Foods related workshops to 4-H'ers
- Gave food I baked to elderly, shut-ins or nursing home
- Gave food demo to elderly, shut-ins or nursing home
- Started a foods related business
- Worked at a business where I used my cooking skills
- Assisted with school program where I used cooking skills
- Spoke at local adult organizations about 4-H Foods projects
- Spoke at State 4-H Foods Demo, Speaking/Action Demo Contests
- Spoke at other events related to my Foods projects
- Gave baked goods to auction buyer, trophy donor, and/or judges
- Made desserts for 4-H Council/Fairboard/officials as a thank you
- Got a grant to do a foods community service project
- Provided food judging samples for summer judging program

Indiana 4-H Accomplishment Scholarship Outline

If you are applying for more than one scholarship, change your cover letter to the individual category. Tailor your life skills to fit the category.

Your application most likely won't even be read if the cover letter is all about Beef in the Photography category. Applying for more than one scholarship is recommended. It is important to be sure the cover letter is changed to reflect the category for which you are applying. The same skills may apply, but be sure examples are changed to reflect the category. Examples should be project specific.

POWER VERBS

The skills listed in types of skills can be described as stated or you can use power verbs. Power Verbs sometimes imply a stronger message. Below is a list of power verbs that might apply to the life skills that you have developed in your 4-H project. NOTE: These power verbs are good to use when writing a job résumé because they are action verbs. As you write your various examples, be sure to use a variety of verbs versus the same verb over and over.

Achieved	Discovered	Negotiated	Solved
Adapted	Distributed	Obtained	Started
Administered	Enhanced	Operated	Stimulated
Advised	Established	Optimized	Streamlined
Analyzed	Evaluated	Organized	Strengthened
Arranged	Examined	Originated	Summarized
Assembled	Executed	Performed	Supervised
Assessed	Expanded	Planned	Supplied
Assisted	Expedited	Prepared	Taught
Budgeted	Facilitated	Presented	Tested
Built	Formed	Produced	Trained
Calculated	Formulated	Promoted	Transferred
Collected	Generated	Processed	Updated
Coached	Guided	Proposed	Upgraded
Communicated	Handled	Provided	Utilized
Compiled	Identified	Put together	Verified
Completed	Illustrated	Realized	Was responsible
Composed	Implemented	Received	for
Computed	Improved	Recommended	Wrote
Concluded	Increased	Recorded	
Condensed	Initiated	Recruited	
Conducted	Innovated	Reduced	
Convinced	Installed	Repaired	
Coordinated	Instituted	Replaced	
Corrected	Instructed	Reported	
Created	Integrated	Represented	
Critiqued	Introduced	Researched	
Decided	Invented	Resolved	
Delegated	Launched	Restored	
Delivered	Logged	Reviewed	
Demonstrated	Maintained	Revised	
Designed	Managed	Revitalized	
Determined	Marketed	Secured	
Developed	Maximized	Selected	
Devised	Modified	Served	
Diagnosed	Motivated	Showed	
Directed	Navigated	Simplified	

Cover Letter Basics:

1 page introducing your résumé
4-6 paragraphs that will make the reader want to read your résumé

Paragraphs Do’s:

- Project Specific
- Feature Life Skills - introduce briefly three of your life skills
- Feature Activities - 1 skill/paragraph
- Link Activities to Skill
- Use different examples than your résumé
- Bold Skill (usually 1 skill / paragraph)
- Have an Opening & Closing
- Thank the reader & sign the letter

Paragraphs Don’ts:

- Talk about general 4-H
- List activities w/no link to skills
- List all your skills in one paragraph
- Make skills hard to find
- Be boring or disorganized
- Forget to sign/thank reader

Scholarship Cover Letter Worksheet

Answer the following...

1) What is your project area? _____

2) What have you learned from 4-H?

3) What has 4-H done for you?

4) List your life skills, why they are important, and how you use them and/or expand on résumé information:

- 1-Life Skill:
- 2-Life Skill:
- 3- Life Skill:
- 4-Life Skill:
- 5-Life Skill:

Photography Category:

CREATIVITY is another skill that is very important to me when it comes time to put together a 4-H project. For example, the video project within the photography project requires the ability to mix two or more elements together to create one final product. One must use a selective eye and ear to create a combination that, in the long run, is appealing to the viewer as well as yourself. I’ve done two major projects in this area, the first being an exhibited project on the topic of athletics in my school. This was a thirty minute film that was used at the awards banquet for the winter sports season at Goshen High School. It generated approximately \$120 in revenue and a great deal of support from students and adults alike. As it happened to be, two 4-H Corporation members were at this banquet and were impressed with my work. They later approached me and asked me if I would be interested in producing a short film promoting the 4-H Fair. This video was used at the fall awards night and for school recruitment for 1,100 elementary children.

Expressive Arts Category:

I have used these **COMMUNICATION** skills gained through teaching 4-Hers, to present myself effectively in front of a group of people. Besides teaching ceramics workshops, my communication skills have been developed through crafts demonstrations and holding officer positions. The communication skills I have gained have helped me in speaking to 2,600 youth about 4-H crafts projects, speaking to the Exchange Club about 4-H, mediating 4-H Fair events, and speaking at the annual 4-H awards banquet.

Natural Resources Category:

I have gained **RESPONSIBILITY** by assisting my family in developing a wetland on our farm. We designed a two acre wetland using a wet area between two creeks. We designed different levels for different plant species like sedges and rushes. Then we put in islands and planted trees on these such as bald cypress and willows. We even left some areas bare except for natural vegetation. We also added Wood Duck boxes on wooden poles and anchored them near the islands. The islands and the boxes are used by geese, mallards and wood ducks for nesting areas. We also have great blue heron, green heron and have seen a bald eagle hunting around the habitat. Then I helped dad when we put in the overflow to regulate the water level. This helps regulate the different animals and vegetation in the wetland.

Date

Your Name

Address

City, State Zip code

Indiana 4-H Youth Scholarship Selection Committee

Purdue Extension

4-H Youth Development Department

615 W State Street

West Lafayette IN 47907-2053

Dear Scholarship Selection Committee,

In your opening paragraph include an antidote or personal story/experience as your introduction. Make sure you keep it brief and have it relate directly to the scholarship category, make sure you include: what category for which you are you applying. Then write specifically about the life skills that you list in the résumé. Keep it short and to the point. A list is a good way to do this.

The body of your letter should be 2 or 3 paragraphs that expand on life skills/ résumé. This is also where you tell the committee what you have learned from 4-H related to the category you are applying for. What has 4-H done for you? What skills are you talking about and why the skills are important along with how you use them? Use a separate paragraph for each of the different life skills.

Don't forget to put in a closing paragraph that either summarizes what you have said or add more about what you have gained from this scholarship category. Please thank the committee for their time in reviewing the scholarship applications.

Sincerely,

Sign it with your signature in ink.

Your name typed.

Your letter will be judged for: completeness, adequately describes skills and accomplishments, clarity, grammar, punctuation, encourages the reader to want to know more, content, and how it relates to your résumé.

Format for Résumé:

Top- Name, Address, Phone number

Skills should stand out (bold)

Font large enough to read (minimum of 10)

Must be only 2 pages

Goals - include a short and long term goal

Awards - keep to a minimum and only related to the project for which you are applying.

The résumé should expand on the life skills, and not add life skills.

Résumé:

1 – 2 pages in length- *NO* more than 2 pages


Include:

Name & Address

Future Goals

5 Skills & Bullets points defending each skill

OPTIONAL: Honors (if you have room)



Awards are nice but explain what you learned, not what you earned!

You need to sell yourself and life skills gained quickly and thoroughly to the readers. Here are a few helpful hints to get this accomplished:

- ◇ Share the 5 life skills that you feel 4-H helped you learn. Same skills as in cover letter.
- ◇ Tell what 4-H experience helped you strengthen the life skills you listed.
- ◇ Use power verbs - start with the verb in past tense (what you have done).
- ◇ 4-H experiences must relate to category in which you are applying.
- ◇ List 4-H experiences first.
- ◇ Use concise bulleted format.
- ◇ Put most impressive bullet points first.
- ◇ Prove your point.

Examples:

17

Expressive Arts Category:

CREATIVITY

- **Designed** art projects for mini 4-Hers to work on at mini day camp.
- **Dry brushed** six ceramic projects for exhibit.
- **Molded** two clay projects for fine arts.
- **Designed** the look of the Centennial 4-H website for my county.
- **Made** craft project samples for the mini 4-H'ers at 3 day camps.
- **Sculptured** figurines for exhibits.
- **Antiqued** several ceramic pieces for display.
- **Wrote** several creative poems and stories for 4-H.
- **Painted** a barn and barn door entry way for the 4-H Exhibit Hall to be used in the farm animals theme for the fair.

Sheep Category:

MANAGEMENT

- **Utilized** sheep breeding practices. At home I have the best job on the farm. I get to decide what ewe is bred to what ram. This has helped enormously in my study of genetics, and it has taught me to be patient in finding the right crosses that will produce the best lamb.
- **Sent** any abortions to Purdue University to identify the cause and make adaptations in my medicine treatments to address the problem.
- **Showed** determination to improve farm conditions to increase efficiency and still displayed the resolve to get things done when conditions weren't perfect.



18

Résumé Worksheet (type your actual application
Remember quality, not quantity!)

Skills and Accomplishments: (most important to least important)

What have I learned it? How do I use it? Why is it a strength?

Each example/illustration/activity should be related to this life skill and what happened as a result of your action.

Life Skill #1: _____

List specific illustrations of this life skill:

- 1.
- 2.
- 3.
- 4.
- 5.

Life Skill #2: _____

List specific illustrations of this life skill:

- 1.
- 2.
- 3.
- 4.
- 5.

Chrissy Clover
123 Fair Avenue
Cloverdale, IN 43210
(123) 456-7890

Skills and Accomplishments

Teaching

- Coached 45 young 4-H Sewing members on different modeling techniques during hands-on clothing workshop over the last two years.
- Demonstrated methods of zipper applications and other sewing tips for 50 members at a local 4-H club meeting last spring.
- Assisted my younger brother as he learned how to make apple butter muffins for his Foods project. Instructed 170 children during swimming lessons over the past two summers.

Leadership

- Persuaded my 14 member 4-H group and the local Citizens Association to clean up and restore a neighborhood park, for which we won an award for civic beautification from the mayor.
- Organized a clean-up day and bake sale; press coverage resulted in more than \$1000 in donations from local businesses.

Organization

- Scheduled dates, times and room locations for our three elementary schools when serving as three-year coordinator of 4-H School Promotions.
- Secured presenters, materials and obtained school releases and transportation for presenters.
- During five-year involvement, participated in filming of promotional tape, and represented 4-H by speaking to approximately 250 elementary school students.

Future Goals

4-H

- Organize Sewing workshop for first year members.
- Complete 10 years in 4-H program.
- Become a volunteer for the 4-H Sewing project.

School

- Graduate from high school with 3.5 GPA or above. Attend Purdue University; earn a Bachelors Degree in Consumer Science and Retailing and attend Graduate School and earn an MBA.

Career

- Establish a career in apparel retailing & design.
- Open my own boutique and clothing line.

Honors

- Selected as youth representative for state 4-H Sewing project curriculum design team.
- Received County 4-H Silver Tray award for continued leadership.
- State Junior Leader Council Member.

SCHOLARSHIP COMMITTEE GENERAL TIPS:

In the past, the committee has liked:

- ◆ Heartwarming 4-H stories with evidence of learning
- ◆ Evidence that you learned a skill in 4-H
- ◆ State and National Trip and awards combined with evidence of learning
- ◆ A résumé and cover letter specific to project category
- ◆ Entrepreneurship

- ◆ Uniqueness, professional look, limited graphics
- ◆ The correct number of pages (follow directions)

In the past, the committee has not liked:

- ◆ Lists of awards
- ◆ Focus on winning, not learning
- ◆ The same résumé used for multiple categories without alterations
- ◆ Lists of what you did without evidence of learning
- ◆ Non-4-H activities

Every application for an Accomplishment Scholarship is returned with the score sheet and tips on where your application can be improved. Comments on things to improve seen frequently include the following:

- ◆ Expand on how 4-H has helped you to obtain these life skills
- ◆ Add more bullet points under each life skill
- ◆ List other school and outside activities that contributed on page 2
- ◆ List 4-H examples first
- ◆ Keep cover letter to one page
- ◆ Expand on examples
- ◆ Expand on bullet points - where and how it helped?
- ◆ Let us know what you learned ****

- ◆ Watch spelling errors
- ◆ Watch grammar errors
- ◆ Condense statements
- ◆ Be sure to clearly relate your experiences and skill development
- ◆ Tell us more about what you learned
- ◆ Elaborate on examples of skill development
- ◆ Expand on how 4-H helped you gain the skills
- ◆ Use a format to make it easier to read
- ◆ Include skills in cover letter

SUGGESTIONS FOR COMPLETING FOUNDATION SCHOLARSHIP FORM

(Remember, people remember what they read first and last.)

Question 1 - Put your project with the greatest number of years first.

Question 2 - For the demonstration and offices, you will want to go in chronological order – either most recent to past or past to present. Under demonstrations / judging / other activities – remember Performing Arts (Share-the-Fun); plus Local Club activities. Use charts.

Question 3 - Include 4-H offices and committees. Some examples might be: fair parade float, fund-raising, mini workshop, barrel painting, recreation, picnic, project planning etc. Be sure to let the committee know the committees that you chaired with an asterisk (*). Use charts.

Question 4 – For awards / trips include: all trips to Purdue (Round-Up, Animal Science, Junior Leader Conference) and County Achievement Awards (given at the fair or award trips), and any club awards. Use charts.

Question 5 – Be sure to cover Leadership, Community Service and Citizenship. Use power verbs and give results. WOW statements make an impression.

Question 6 – Be sure to list life skills.

Question 7 – Describe how you will use the life skills gained in the future.

Each team reads hundreds of forms. Make sure yours is:

- ⇒ Neat; type on electronic form!
- ⇒ Spelling and grammar are correct (let parents/guardians check it).
- ⇒ Filled in completely.
- ⇒ Has the correct number of pages. Use all of the pages possible (maximum 3 pages for Questions 1 – 7).
- ⇒ *No extra pages!*
- ⇒ Leave the cover folders at home.

NOTE: Minimum font is size 10. **Website** for Elkhart County 4-H forms is: www.elkhartcounty4h.org or www.ces.purdue.edu/elkhart

INTERVIEW:

- You will be notified if you are selected for an interview.
- Work with the Extension Educators to help you prepare for your interview.
- 3-6 youth will be invited for each category for one award.
- Interview takes about 10 minutes.
- You will give a 2-3 minute speech and be questioned by 3-4 educators for an additional 3-4 minutes.

RÉSUMÉ / INTERVIEW EVALUATION FORM
4-H YOUTH RECOGNITION APPLICATION

(Place a mark in column for best assessment of each part.)

	Excellent	Good	Fair
COVER LETTER			
Completeness - Adequately describes member’s skills and accomplishments			
Clarity - Grammar, punctuation - Encourages reader to want to know more			
Content - Expands upon résumé - Member’s skills and accomplishments expanded			
RÉSUMÉ			
Completeness - Name, etc. - Skills and accomplishments adequately described - Future goals stated - Other information included (please list)			
Clarity of Information - Skills and accomplishments easily understood			
Content - Member’s skills and accomplishments expanded			
INTERVIEW			
Speaking Ability - Expression natural – not memorized, good English - Able to handle questions - Organized and good flow			
Research - Fully investigated subject area - Information accurate			
Content - Definitely speaks to skills and accomplishments – no “fluff”			

	STRENGTHS	SUGGESTED IMPROVEMENTS
COVER LETTER		
RESUME		
INTERVIEW		

4-H INTERVIEW SCORESHEET**A. INTRODUCTION****7 6 5 4 3 2 1**

Did the speaker introduce him / herself?

Did introduction serve to create interest in what the individual had to say?

Was introduction short and to the point?

B. LIFE SKILL FOCUS**7 6 5 4 3 2 1**

Did the speaker discuss life skills for this 4-H category?

Is it apparent that the speaker knows what life skills are?

Do the accomplishments discussed reflect life skills that were learned and how they would be applied?

C. SPEAKER**7 6 5 4 3 2 1**

Neat and business / professional dress?

Expression natural – not memorized, appropriate language?

D. QUESTIONS**7 6 5 4 3 2 1**

Could speaker handle questions easily for this 4-H category?

TOTAL**NOTE: Section B is given more weight in the evaluation.**

AN EXAMPLE

Susie Clover
 17746 County Road 34
 Goshen, IN 46528
 574-533-0554

Date

Indiana 4-H Accomplishment Scholarship Selection Committee
 Purdue Extension
 4-H Youth Development Department
 615 W State Street
 West Lafayette IN 47907-2053

Dear Scholarship Selection Committee,

What happens when someone asks you, “Can you demonstrate?” When I first started in 4-H, this was cause for shaky hands, a sick feeling in my stomach, and a big case of nerves. But through my 4-H career, I have developed communication, teaching, and planning skills to help me with demonstrations.

Communication is a very important part of any demonstration. With my demonstrations, I show what supplies I will be using to make my end product, and then I show the process. While showing younger 4-Hers how to make 4-H friendship bracelets at my club workshop, I used the same process skills because the color and order of the beads is very important.

In any demonstration I give, my main goal is **teaching** people a new skill or craft. I have taken what I have learned through the teaching aspect of my demonstrations and transferred it to other activities. One of these activities is an Mini 4-H Workshop. At this workshop we like to have fun, but we also teach the Mini 4-H’ers something new. For example, I have helped teach “making ice cream in a coffee can” and “how to sew a button.”

continued on next page

Without **planning**, any demonstration would be ineffective. In my years in the demonstration project, I have improved every year in my planning skills, and therefore, in my demonstrations. For example, I have progressed from handwritten posters with no pictures to computer designed lettering and digital pictures.

Through 4-H, and the demonstration project in particular, I have developed communication, teaching, and planning skills. I plan to continue working on these skills, not only for their use in the demonstration project and other 4-H projects, but also for a much larger project – my future.

Sincerely,

Susie Clover
 Elkhart County

RÉSUMÉ**COMMUNICATION:**

Taught how to make “Pizza with Pizzazz” to 38 people at our County Demonstration Contest and 32 people at my local 4-H club meeting. Pizza with pizzazz is made with English muffins in less than three minutes.

Demonstrated “Pizzazz Your Plate” by showing how to make five garnishes to 30 people at the county contest, as well as 37 4-Hers at my club meeting.

Designed and **presented** an interactive presentation for 80 people at the Extension Annual Meeting. The presentation highlighted the Indiana State Fair Youth Leadership Conference.

Instructed 24 first year 4-Hers and parents on the techniques for making and exhibiting 4-H posters at our county “First Year” workshop.

Presented a short speech on Mini 4-H on my local television channel. I discussed some of the different activities and highlights of Mini 4-H. This program reached about 75% of the families in Elkhart County.

PLANNING:

Planned a demonstration on “Tasty Gifts to Go.” Tasty Gifts to Go are brownies, cookies, and soups that are put into a jar. Shared Tasty Gifts to Go in my local club, at our county contest, and at the Indiana State Fair.

Prepared tips on “health and safety” topics for six of my local 4-H club meetings. The topics included nutrition, bicycle safety, poison ivy, and tornado watches. I gave a short presentation to 55 4-Hers and parents each month.

Designed an eight-page travel magazine highlighting places such as Gettysburg, Pennsylvania, and Hershey Park. It incorporated postcards, pictures, and text.

Organized a 4-H Performing Arts act involving two other girls. In our act we lip-synced and danced to *N Sync’s “Bye, Bye, Bye.” The act was viewed by 253 people at the County 4-H Performing Arts Contest.

Cooperated with six other Junior Leaders and five other members of my local 4-H club to plan fun-filled programs and select community service projects for the past four years.

CITIZENSHIP:

Networked with Junior Leaders and other organizations to provide 150 low-income families with Christmas toys for their children. During the past five years, I have helped families select age appropriate toys for their children from the variety at our toy store.

Donated canned goods and assisted with the assembling and distribution of Christmas baskets for 275 low-income families for the past eight years. Various churches, Junior Leaders, and the FFA clubs provided large boxes of canned goods, paper products, and detergents. Pork Producers provided ham and pork burgers.

Collaborated with Extension Homemakers and Junior Leaders to collect 5000 valentines annually for four years to give to the children in Riley Hospital, Indiana School of the Blind, and the Deaf School. This allowed the children to send valentines home to their friends.

Stocked shelves at our Carroll County Food Pantry. For the past two years, my 4-H club donated food to the pantry and stocked its shelves with their monthly supply.

Filled 1,500 Easter eggs for the two Easter egg hunts in Elkhart County. For the past four years I’ve helped Junior Leaders provide candy and assemble the eggs for the Kiwanis and Step Ahead Council.

LEADERSHIP:

Directed 58 children and 35 Junior Leaders in four “hands-on” activities, a relay race, and eating refreshments as co-chair of the Fall Party for younger youth. Led a breakout session on making popcorn hands.

Taught 25 mini 4-Hers how to make ice cream in a coffee can. I’ve assisted with teaching various crafts and foods projects at the County Mini 4-H Workshop. One of my other favorite projects to teach is “how to sew a button on their cat face magnet.”

Transferred skills learned from Junior Leaders **leading** Mini 4-H Workshop and Indiana State Fair Youth Leadership Conference to leading the 13 campers in the “Rice Krispie®” cabin at 4-H Camp.

Recorded minutes of my local club meetings. Good minutes help provide club members with a record of club programs, service projects, and decisions.

Coached 12 campers on a skit based on a “manatee” cabin theme that was presented to 287 people at 4-H camp skit night. The skit won the “Best Theme-Based Skit” award.

TEACHING:

Demonstrated how to make trail mix to 37 Mini 4-H'ers at Mini 4-H Day Camp. I also helped with other activities which included making dirt pudding, assembling kebabs, preparing first aid kits, and learning about bicycle safety.

Instructed two Mini 4-H'ers from my club on how to make pizza snacks. The Mini 4-H'ers also learned about the importance of washing their hands when we examined germs on their hands under a black light. Our third topic was on healthy eating according to the food guide pyramid.


Planned six crafts to make in a craft class at 4-H camp. Then, I **instructed** 256 campers on how to make a "4-H Friendship bracelet." Each bead is a reminder of principles learned in 4-H. The campers took the bracelets home with a sheet reminding them of the meanings.

Presented a lesson on "Fruits and Vegetables" to 32 children at my local YMCA day camp. The children learned about serving sizes and nutrition. They also made fruit kebabs and tasted two kinds of vegetables.

Guided 17 youth in stenciling picture frames. The youth were ages 5 – 12. The Y-camp focus for that week was Respect. Junior Leaders assisted in teaching a 1-hour "character lesson / craft" each week for 6 weeks. This was my third year to assist with Y-Camp.

FUTURE GOALS:

I am a Special Education/Elementary Education Double major at Indiana State in order to become a Special Education Teacher.



**IMPORTANT
4-H SCHOLARSHIP
INFORMATION INSIDE**

DON'T MISS OUT!

