

Huntington County 4-H General Record Sheet Grades 3-5

Only one (1) General Record Sheet is required each year, no matter how many non-animal projects you complete.

A separate Record Sheet is required for animal projects.

IMPORTANT—PLEASE USE THE FOLLOWING CHECKLIST TO ENSURE PROJECT COMPLETION:

____ **October 1—January 15.** Enroll in 4honline and PAY annual program fee. This lets us know what project(s) you INTEND to take.

____ **June 1—June 30.** Complete FairEntry Registration process. This lets us know what projects(s) you COMPLETED.

____ **June 30** or earlier date assigned by your club leader. Turn in this completed form to your 4-H Club Leader for your VERIFICATION form (required to enter projects in the 4-H Fair). Leaders may request an earlier date due to club meeting schedule.

Name _____ Club _____ Years in 4-H _____

Grade (as of January) _____ Phone number _____ Leader Signature _____

List ALL your 4-H Projects (NON-Animal) Here:




1. _____
2. _____
3. _____
4. _____
5. _____
6. _____
7. _____
8. _____
9. _____
10. _____
11. _____
12. _____
13. _____
14. _____
15. _____
16. _____
17. _____
18. _____



What was your favorite project this year and WHY?

What was your most challenging project and WHY?

SKILLS Circle ALL the skills you used/learned in 4-H this year from the non-shaded area of the table (at least 4).

MANAGEMENT SKILLS	LEADERSHIP SKILLS	COMMUNICATION SKILLS	CREATIVE SKILLS	FINANCIAL SKILLS	ANALYTICAL & THINKING SKILLS	PERSONAL DEVELOPMENT
Time Management	Directing Others	Public Speaking	Building	Budgeting	Problem Solving	Dependability
Planning	Leadership	Listening	Creativity	Comparing Costs	Reasoning	Dedication
Meeting Deadlines	Citizenship	Asking	Gluing	Purchasing	Decision Making	Responsibility
Organizing	Helping	Marketing	Neatness	Record Keeping	Trouble Shooting	Determination
Presentation	Negotiating	Writing	Cutting	Balancing (checkbook)	Following Directions	Team Work
Prioritizing	Delegating	Demonstrating	Designing	Receipts	Selecting or Evaluating	Sociability
Feeding	Motivating	Teaching	Positioning		Judgement	Loyalty
Scheduling	Encouraging	Recruiting	Printing		Research	Integrity
Ordering	Promotion	Advising	Soldering		Analyzing Project Details	Perseverance
Safety	Networking	Using Non-Verbal Communication	Cooking		Diagnosed	Choosing Ethically
Goal Setting	Being A Role Model					Caring

Select 2 things you would have done differently to improve your project? Can list 2 ways from one project or use two different projects.

The Project

Explain what you would have done to improve your project?

1.

2.
