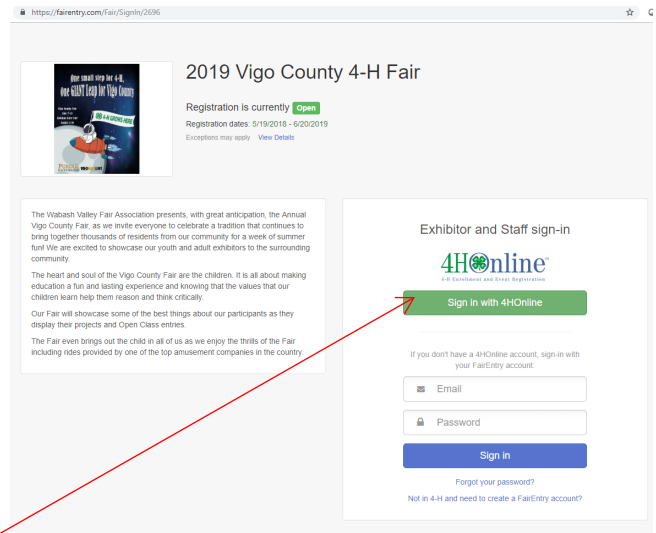


Register for the Vigo County 4-H Fair Rabbit Show: between May 17 and June 20, 2019

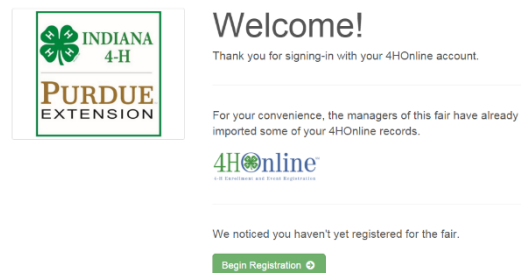
1. Go to www.fairentry.com Select “Find Your Fair,” type Vigo into “Search by keyword,” and click on 2019 Vigo County 4-H Fair



2. Select your “Sign in with your 4-H Online account options – the **GREEN** box
3. A separate box will pop up where you can enter the login email address and password from 4HOnline.

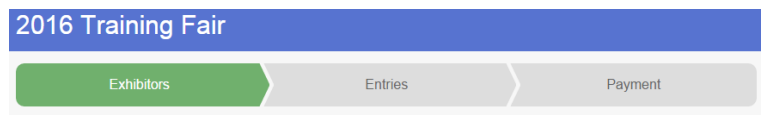
(If you don't remember your password, you will need to select the “I forgot my password” option to get a temporary one emailed to you. If your email address has changed, log in using the old email address and change it in 4HOnline.)

4. Click the “Login” box.
5. This will take you to the Welcome screen, where you will need to select the green box to “Begin Registration”



SECTION 1 - EXHIBITORS TAB

6. Choose that you would like to register an individual and click that green box



Do you want to register an Individual?



7. Choose the dot next to the name of the 4-H'er you would like to register and then click the green "continue" box.

*Please do not create any exhibitors from scratch, as you will not be able to add exhibits for the projects you are enrolled in.

8. Answer any required questions and review the exhibitor registration information.

9. Make any necessary corrections (using the edit boxes). Remember that any corrections made here DO NOT transfer back to your 4HOnline Account

10. When you are taken back to the Exhibitor information page, click the green "Continue to Entries" button.

SECTION 2 - ENTRIES TAB

11. Click the green "Add an Entry" box to the right of the exhibitor's name

12. Click the green "Select" box next to Rabbits (or other Exhibit Hall department you would like to enter)

13. Click the green "Select" box next to the Division you would like to enter
 -Rabbit-single rabbit entry classes
 -Meat Rabbits-Single Fryer or Meat Pens
 -Mini Rabbits- Mini 4-Her's

- Click the box next to the Class you would like to enter on the right (only enter 1 class at a time so each tattoo matches up with a unique tattoo. Click the blue "Add Animal" box on the left to enter the corresponding rabbit's tattoo.

Invoice #276000 Boilers
rr@nornail.com Back to Invoice Search

Exhibitors
Entries
Review and Approval
\$0.00

Create One or More Entries

Exhibitor	Greer Boilers Individual 4HOnline Change
Department / Division	Livestock Rabbits / 3000: Rabbit Change

Make your Club, Animal, and Class selections to continue. Continue

Club Change

Achievers 4-H
(Primary Club)

Some Classes in this Division may require you to be enrolled in one of the following 4-H Projects:

- Rabbits

When entering into an Open Class, your club selection will be treated as *No Club (Open)*.

Class or Classes

- 300001: American Blue Senior Buck (AM)
- 300002: American Blue Senior Doe (AM)
- 300003: American Blue 6/8 Buck (AM)
- 300004: American Blue 6/8 Doe (AM)
- 300005: American Blue Junior Buck (AM)
- 300006: American Blue Junior Doe (AM)

Animal(s) Add Animal

Allowed Animal Types:

- Rabbits - Show Rabbits

Enter a single animal

Enter a pen of animals

1 Club/Chapter
 2 Description
 3 Questions
 4 Review

Entry #1

Stark, Ginny
5/05/2007 • 8 years old (4-H age) • Grade: 5

#2 4HOnline Training • Achievers

Department Exhibit Hall (State Projects) Change

Division 620: Cake Decorating (CK) Change

Class 62011: Grade 3-5, Beginner (CK) Change

Delete this Entry

Entry Description

Briefly describe your entry. (Required)

Indiana Bicentennial Celebration Cake, single layer

Continue

- Review the selection of the Department, Division and Class. To correct errors in the Department, Division or Class, click the corresponding 'Change' button. Click the green 'Continue' button to move to the next step.

2016 Training Fair Stark

Exhibitors
Entries
Payment
\$0.00

Starting an Entry

Department	Exhibit Hall (State Projects) Change
Division	620: Cake Decorating (CK) Change
Class	62011: Grade 3-5, Beginner (CK) Change

Continue

Stark, Ginny
5/05/2007 • 8 years old (4-H age) • Grade: 5

#2 4HOnline Training • Achievers

Existing entries (0)

- Answer any Additional Questions required for that entry and then click the green "Continue" box.

17. Decide if you would like to:
- > Add another Entry
 - > Add another Entry in this Division
 - > Register another Exhibitor
 - > Continue to Payment* see important notes below in section 3
- and select that appropriate box

What do you want to do next?

For Ava Blomeke:

SECTION 3 - PAYMENT TAB

*****The payment section is a formality of the system. No payment is needed, but you must go through the steps to submit your entries. ONLY SELECT THIS OPTION WHEN YOU ARE DONE SUBMITTING ALL ENTRIES FOR ALL FAMILY MEMBERS. You must enter all entries for all exhibitors in your family before completing the Payment and submission steps. You will not be able to submit any more entries until the Extension Office Reviews your submission.**

18. Review your invoice, either in summary format or detail format. If it looks correct, click the green "Continue" box. If not, go back to the entries tab and fix what you need to.

2015 Training Fair Blomeke -

Exhibitors
Entries
Payment
\$0.00

1 Review
 2 Payment Method
3 Confirm

Invoice	Summary Detail
Individual Exhibitor: Isabella	\$0.00
Total: \$0.00	

19. Select the green "Continue" box.

***There are no fees for 4-H exhibits.*

20. Confirm your entries one last time. You can see a summary of exhibitors in your family, or their entries in detail. Make sure all entries for each exhibitor in your family are listed before you submit the entries.

NOTE: Once you hit submit, you cannot edit your entries or enter another family member's projects.

Invoice	Summary Detail
Individual Exhibitor: Byron Stark	\$0.00
Individual Exhibitor: Ginny Stark	\$0.00
Total: \$0.00	

21. Click Continue to confirm and submit your entries.

✓ Review
 2 Payment Method
3 Confirm

Instructions to Pay by Check

There is no cost to enter 4-H exhibits.

22. Click the Submit button to submit your entries.

One last step!
Agree to the terms below and press submit.

After you Submit

- Records will be locked to editing awaiting manager approval
- Your credit card will not be charged until a manager approves the records
- If the manager does not approve all the records, the amount charged to the credit card may be less than the amount cited here.

Payment Total


\$0.00
By Check

Instructions to Pay by Check

There is no cost to enter 4-H exhibits.

23. You will receive a "Thanks!" message. You can choose the button to "Visit Dashboard" to see your entry.

2016 Training Fair



Thanks!

Thank you for participating in 2016 Training Fair.

An email confirmation of your submission has been sent.
If the fair management finds any issues with your registration, you will receive another email.

You will receive an email from Fair Entry after your entry has been submitted.

You will also receive an email from Fair Entry letting you know if your entry was approved or rejected by the County Extension Staff. If part of your entry was rejected, a reason will be listed and you will be able to log in and fix the problem before submitting that entry again. Please contact the Vigo County Extension Office if you have any problems with this process at 812-462-3371 or shaag@purdue.edu for rabbits and carroll@purdue.edu for Exhibit Hall.