

# ROBOTICS ACTIVITY SHEET

## 4-H Robotics Project Sheet

4-H Member MUST fill out a minimum of 3 "Activity Sheets".

Date: \_\_\_\_\_ Name: \_\_\_\_\_

Problem/Objective: \_\_\_\_\_

Sensors used: \_\_\_\_\_


Group project                       Individual project


# of \_\_\_\_\_ motors: \_\_\_\_\_ Special parts: \_\_\_\_\_

How you solved the problem: \_\_\_\_\_

\_\_\_\_\_  
\_\_\_\_\_  
\_\_\_\_\_  
\_\_\_\_\_  
\_\_\_\_\_  
\_\_\_\_\_  
\_\_\_\_\_  
\_\_\_\_\_  
\_\_\_\_\_  
\_\_\_\_\_

Robot picture:





# ROBOTICS ACTIVITY SHEET

## 4-H Robotics Project Sheet

4-H Member MUST fill out a minimum of 3 "Activity Sheets".

Date: \_\_\_\_\_ Name: \_\_\_\_\_

Problem/Objective: \_\_\_\_\_

\_\_\_\_\_

Sensors used: \_\_\_\_\_


Group project                       Individual project


# of \_\_\_\_\_ motors: \_\_\_\_\_ Special parts: \_\_\_\_\_

How you solved the problem: \_\_\_\_\_

\_\_\_\_\_  
\_\_\_\_\_  
\_\_\_\_\_  
\_\_\_\_\_  
\_\_\_\_\_  
\_\_\_\_\_  
\_\_\_\_\_  
\_\_\_\_\_  
\_\_\_\_\_  
\_\_\_\_\_

Robot picture:





# ROBOTICS ACTIVITY SHEET

## 4-H Robotics Project Sheet

4-H Member MUST fill out a minimum of 3 "Activity Sheets".

Date: \_\_\_\_\_ Name: \_\_\_\_\_

Problem/Objective: \_\_\_\_\_

\_\_\_\_\_

Sensors used: \_\_\_\_\_


Group project                       Individual project


# of \_\_\_\_\_ motors: \_\_\_\_\_ Special parts: \_\_\_\_\_

How you solved the problem: \_\_\_\_\_

\_\_\_\_\_  
\_\_\_\_\_  
\_\_\_\_\_  
\_\_\_\_\_  
\_\_\_\_\_  
\_\_\_\_\_  
\_\_\_\_\_  
\_\_\_\_\_  
\_\_\_\_\_  
\_\_\_\_\_

Robot picture:





# ROBOTICS ACTIVITY SHEET

## 4-H Robotics Project Sheet

4-H Member MUST fill out a minimum of 3 "Activity Sheets".

Date: \_\_\_\_\_ Name: \_\_\_\_\_

Problem/Objective: \_\_\_\_\_

\_\_\_\_\_

Sensors used: \_\_\_\_\_


Group project                       Individual project


# of \_\_\_\_\_ motors: \_\_\_\_\_ Special parts: \_\_\_\_\_

How you solved the problem: \_\_\_\_\_

\_\_\_\_\_  
\_\_\_\_\_  
\_\_\_\_\_  
\_\_\_\_\_  
\_\_\_\_\_  
\_\_\_\_\_  
\_\_\_\_\_  
\_\_\_\_\_  
\_\_\_\_\_  
\_\_\_\_\_

Robot picture:





# ROBOTICS ACTIVITY SHEET

## 4-H Robotics Project Sheet

4-H Member MUST fill out a minimum of 3 "Activity Sheets".

Date: \_\_\_\_\_ Name: \_\_\_\_\_

Problem/Objective: \_\_\_\_\_

\_\_\_\_\_

Sensors used: \_\_\_\_\_


Group project                       Individual project

# of \_\_\_\_\_ motors: \_\_\_\_\_ Special parts: \_\_\_\_\_

How you solved the problem: \_\_\_\_\_

\_\_\_\_\_  
\_\_\_\_\_  
\_\_\_\_\_  
\_\_\_\_\_  
\_\_\_\_\_  
\_\_\_\_\_  
\_\_\_\_\_  
\_\_\_\_\_  
\_\_\_\_\_  
\_\_\_\_\_

Robot picture:




# Looking Back

## What I learned this year

This section is to be completed at the end of the 4-H year. It is meant to help you look back on all that you learned during the past year. This section includes the following parts:

- My goals completed
- A summary of knowledge and skills I gained
- The three most important things I learned
- Telling my story



## My goals completed

Look back on the goals you set for yourself at the beginning of the year. How well did you meet those goals? Use the space below to tell how well you did in reaching your goals. If you added new goals during the year, also included them below.

My goals for this year	How well did each goal get met?
<i>Example: I will learn how to give a public presentation.</i>	<i>I attended county public presentation workshop. I had to change my topic three times. I should have practiced my presentation more before I gave it at the club meeting. I will start planning and practicing earlier next year!</i>

## Knowledge and Skills I Gained

There are many things to learn in 4-H. Check each item below that you learned or improved in 4-H during the past year.

*I learned or improved my ability to...*

### HEAD (*Independence*)

- try something new
- set goals for myself
- plan a project
- keep myself organized
- keep track of finances
- keep records of my work
- gain knowledge of my project
- get more information about something I am interested in
- use resources wisely
- participate in a business meeting
- run a business meeting
- make wise choices and decisions
- solve problems
- learn from my mistakes
- understand that it's ok to change my mind if I need to
- pay attention to instructions

### HEART (*Belonging*)

- speak confidently in front of a group
- give a public presentation
- share my feelings or point of view
- make myself understood without bullying or being loud
- listen to other people
- respect someone else's feelings
- resolve differences of opinion
- appreciate my cultural heritage
- accept people who are different from me
- get along with other kids
- make others feel welcome
- stand up for others
- make new friends
- appreciate the importance of friendships in my life

My grade in school: \_\_\_\_\_

Number of years in 4-H \_\_\_\_\_

### HANDS (*Generosity*)

- work with others
- work within a group
- work within a committee
- work with adults
- get past differences to reach a goal
- help others succeed
- make something with my hands
- explore a career interest
- follow directions
- lead others
- find ways to make a positive contribution to society
- understand the importance of community service
- see that my efforts can make a difference
- take the initiative to start something on my own

### HEALTH (*Mastery*)

- understand my strengths and weaknesses
- finish something I started
- be proud of my accomplishments
- accept change
- see that my character can effect a situation
- take responsibility for my own words and actions
- deal with winning and losing gracefully
- be careful and practice safety
- appreciate the importance of good health
- stay healthy
- feel good about myself

Other: \_\_\_\_\_  
\_\_\_\_\_  
\_\_\_\_\_

Revised 2011

## The three most important things I learned

Even if you learned a lot of different things in 4-H, think of what was the most important for you. Then, list the three most important things you learned in this project during the past year in the boxes below.


The three most important things I learned in this project during the past year were ...
1.
2.
3.

## Telling my story

Keeping in mind the knowledge and skills you said you learned from the items you checked above, write a story that explains what you gained this past year in 4-H. Use specific examples that are unique to you whenever possible. Feel free to relate what you learned in 4-H to school, family, or other activities in your life. Use extra pages if needed. Attach photos or clippings on additional pages of this book if it helps tell your story better. Don't forget to label them with captions if you do.

4-H is proud of what 4-H members learn and sometimes likes to use excerpts (parts) of stories 4-H'ers write in 4-H publicity. If you do not want your information shared, please let us know by checking the boxes below:

- Do not use my story for any 4-H publicity.
- If you use my story, do not credit my name.





# My 4-H Story