






VERMILLION COUNTY

MINI 4-H



MINI 4-H WILDLIFE PROJECT

Welcome to the Mini 4-H Wildlife project! You will learn about the exciting animals that live all around us; What they eat and where it can be found. You will even learn about the difference between wild animals and the animals that we live with, like our cats and dogs. Get ready and let's learn about the Wildlife all around us!

ANIMALS COME IN MANY SHAPES AND VARIETIES

Animals come in two kinds, domesticated and non-domesticated (or wild animals). DOMESTICATED animals are animals that man has tamed and are usually dependent on man in some way. They are such animals as cats, dogs, chickens, cattle and horses. NON-DOMESTICATED animals are animals that live in the wild, that really don't know or depend on man and are not used by man in any way. These are called Wildlife and include mammals, birds, fish, reptiles (snakes) and amphibians (frogs, etc.)

ANIMAL HABITAT

All animals have a habitat which consists of food, water, shelter and space. What is your family dog or cat's habitat? (Where do they get their water and food? Do they have special hiding and sleeping places?)

Where do animals like hogs, cattle, horses, sheep and chickens get their food, water and bedding materials? These animals are called domestic animals, remember?

Where do wild animals, like squirrels get their food, water, shelter and space? (The squirrel eats acorns and other seeds, drinks water from puddles, streams or drippy faucets and may find a cozy hole in a tree for shelter.)

MANY WILDLIFE SPECIES LIVE IN INDIANA

There are at least 52 species of mammals found in Indiana today. In addition, there are more than 250 different kinds of birds that you may see in Indiana some time during the year.

The animals chosen for your project are some of the most common in Indiana. They are the opossum, muskrat, eastern cottontail rabbit, raccoon, striped skunk and squirrel (eastern fox squirrel, eastern gray squirrel or red squirrel). The birds included: barn swallow, blue jay, cardinal, goldfinch, robin and house wren.

FOODS THAT INDIANA WILDLIFE EAT

Here are the foods that the wildlife for your project, eat. Where would you find these foods?

Opossum	Carrion, young or small animals, tree fruits, corn, insects, crayfish.
Muskrat	Cattails, water plants, sedges, grasses, occasionally mussels and crayfish.
Rabbit	Green vegetation, bark, twigs.
Raccoon	Eggs, small birds and mammals, frogs, crayfish, insects, wild fruits and berries, corn, acorns, beechnuts.
Skunk	Insects, rodents, snakes, frogs, eggs, worms, carrion, fruits.
Squirrel	Nuts, acorns, seeds, buds, fruit.
Barn Swallow	Flying insects, such as: flies, bees, ants and beetles.
Blue Jay	Acorns, beechnuts, grains, some insects, eggs, young birds.
Cardinal	Fruits, weed seeds, insects.
Goldfinch	Mainly weed seeds, grain, wild fruit.
Robin	Insects, worms, seeds, fruits.
House Wren	Small insects.

Where do you think these animals live? Where do you think they find shelter and water? How much space do you think they each need? Do you think they can live together pretty well?

YOUR FAIR EXHIBIT

From the pictures of the wildlife, CHOOSE 5 that you like. Cut them out and color them according to the photos that you've seen. Once they're colored, attach them to your poster and write the name of each one underneath its picture. Also attach a name tag in the lower right hand corner.

These are the pictures to cut out
and color for your exhibit in
the Division I Wildlife project.

