



# CONSTRUCTION TOYS



**Henry County 4-H  
Project Manual**



# Construction Toys

\*\*\* CANNOT BE SHOWN AS A MODEL \*\*\*

*Keep this book. You will use it for all your years in this division.*


The Construction Toy project allows 4-H members to create projects with Legos, K-Nex, Construx, Erector, Tinker Toys, Lincoln Logs, Duplo blocks, etc. The Construction Toys project will encourage the member to use his/her imagination and ingenuity in creating an exhibit. Overall design, construction techniques, sturdiness, balance and creativity will be some of the criteria.

### *Project Levels:*

Beginner: Grades 3-5

Intermediate: Grades 6-8

Advanced: Grades 9 -12



### *Project Exhibit Guidelines:*

- Exhibit may be of any design.
- Attach a 3" x 5" index card to the exhibit describing the project.
- You may use any type of snap-together building blocks to complete your project. The exhibit may be a creative depiction of an object or a scene.
- All construction must be displayed on a study base.
- All building blocks used must be from the same type of building blocks.
- Blocks may not be glued or defaced.
- No decals, cutting, painting, filing, or using crayon markers, etc. on blocks.
- Members should construct a more advanced project each year.
- Completed Record Sheet must be turned in with your green record book.

Some of the items that you will be scored on include: creativity, construction techniques, soundness, sturdiness, balance, degree of difficulty within your level and the overall design of the project.

### *Additional Tips!*

Remember the exhibit must be transported and moved to display area. You may want to consider how well your project holds/stays together.

There are not a lot of guidelines with this project – which allows you to be creative!

Special thanks to the various counties in Indiana that contributed to this project.

Sample Score Sheet

Construction Toys Score Sheet

Name: \_\_\_\_\_ Placing: \_\_\_\_\_

Level

\_\_\_\_\_ Beginner  
Grades 3-5

\_\_\_\_\_ Intermediate  
Grades 6-8

\_\_\_\_\_ Advance  
Grades 9 – 12

Category

Lego-kit \_\_\_\_\_

Lego –original \_\_\_\_\_

K'nex \_\_\_\_\_

Miscellaneous \_\_\_\_\_

	Excellent	Good	Needs Work
Creativity			
Construction Techniques			
Soundness			
Sturdiness			
Balance			
Degree of Difficulty (level appropriate)			
Overall Design			

Additional Comments:

---

---

# Construction Toys RECORD SHEET

Grade _____
Level _____

Name \_\_\_\_\_

Club Name \_\_\_\_\_

Leader's Signature \_\_\_\_\_ Date \_\_\_\_\_

Years in 4-H \_\_\_\_\_ Year in project \_\_\_\_\_

Category (check one) Lego-kit  Lego-original  K'nex  Miscellaneous

What type of construction toy did you use? \_\_\_\_\_  
(Brand name: Lego, Lincoln Logs, Duplo, Tinker Toys, Construx, K-Nex, Erector, etc.)

Name of kit (if you used a kit) \_\_\_\_\_

How many hours did it take you to create your project \_\_\_\_\_

Explain in detail how you did your project.

---

---

---

---

List any other construction items you have made this past year.

---

---

What have you learned from doing this project?

---

---

---

---

