



4-H Goat

Name _____ 4-H Club _____

FAIR PREPARATION: It is important for every 4-H member to read the rulebook for the show they will be attending. There can be rule differences between county, state and open goat shows. *An example of this is on page 206 of your resource book, "Goatkeeping 101" – The author talks about drenching a goat with water to get it in the weight class that she wants. Please do not ever do this! It gets to a point where most people feel if the activity isn't spelled out in a rule then it's okay to do it. Use common sense, read your rulebook, or ask the goat superintendent if you have any questions.*

FILL IN THE BLANKS TO THE FOLLOWING QUESTIONS

1. _____ or _____ the goat before clipping will extend the life of the clipper blades.
2. _____ the clipper blades frequently.
3. Clipper blades are numbered according to the closeness of the clip. A number _____ blade is standard while a #40 blade is known as a surgical blade and cuts extremely close.
4. What part of a goat is usually clipped with a surgical blade? _____
5. Use extreme care when using a surgical blade because it can cause _____.
6. List two factors that determine when you clip your goat.

7. Always clip _____ the lay of the hair.
8. It is easier to clip the udder when it is _____.
9. Trim hooves at least _____ days before a show. This gives your goat a chance to get used to how the foot meets the ground.
10. On the day of the show use a _____ to smooth out bottom of the hoof.
11. Draw the three ways to clip a goat tail. Don't forget to label each drawing.

12. List three parts of a goat a judge will look at to see if the animal is clean.

SHOWMANSHIP CLASSES: Most 4-H shows have Showmanship classes. 4-H members are judged on how well they prepare and present their animals in the show ring.

Match each sentence correctly.


- ___ The goat must always stand
- ___ To maintain complete control
- ___ The goat's head should be
- ___ The goat must be
- ___ Set legs
- ___ A "properly fitted" chain
- ___ Showmanship is the presentation
- ___ Sloping rumps can be corrected
- ___ Scratching the goat's belly
- ___ Sandals, shorts, and torn baggy jeans

1. means it won't slip off.
2. will correct a weak chine or loin area.
3. by scratching the goat in the hip bone area.
4. are not appropriate clothing attire.
5. between the exhibitor and judge.
6. switch sides by moving around the front of the animal.
7. spotlessly clean.
8. squarely beneath the body.
9. stretched up and forward.
10. of an animal in the ring to make it look its best.


SHOW RING MANEUVERS: Exhibitors will be asked to move about the ring in a certain manner.

Put an **X** on the correct side the exhibitor should be standing on. The letter "**J**" represents where the judge is standing.

(Side by Side)




(Side by Side)



(Head to Tail)



(Head to Tail)



Draw a head to tail line up with 5 goats. Draw in arrows to show how to move from 4th place up to 2nd place. Use a "**J**" for judge and "**X**" for exhibitor. What must the exhibitor in 1st place do to make this maneuver easier for you? _____.