

## 4-H RECYCLING PROJECT

The Recycling project is designed to encourage 4-H members to recycle. A recycled item is any item that is no longer used in its original form. Exhibits will be judged based on originality and creativity, with consideration given to the grade level of the exhibitor.

### Project Levels:

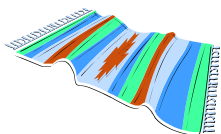
|        |             |
|--------|-------------|
| CLOVER | Grades 3-5  |
| JUNIOR | Grades 6-8  |
| SENIOR | Grades 9-12 |

### Exhibit Requirements:


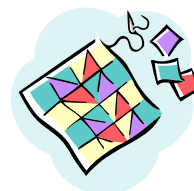
1. Use your imagination.
2. Take an object and remake it into something useful or decorative (other than what it was originally used for).
3. Attach to your exhibit a note on a 5x8 index card explaining:  
Item(s) that was/were recycled.  
How your exhibit was assembled.  
What you intend to use the exhibit for after the Fair.
4. Complete your record sheet and place it in your green folder.



Recycling projects can be thought of as either OLD RECYCLING or MODERN DAY RECYCLING. Examples might include:



- ❖ quilts from old clothing
- ❖ rag rugs
- ❖ feed sack dresses
- ❖ feed sack dish towels
- ❖ clothing out of curtains
- ❖ milk crate shelving
- ❖ metal art
  - ❖ baby food jars
  - ❖ metal coffee can
    - ❖ toilet paper holder
    - ❖ barn siding picture frames
    - ❖ two-liter bottle bird feeders
  - ❖ old jeans
- ❖ medicine cabinet
- ❖ greeting cards
- ❖ silverware
- ❖ old farm equipment



There are many ways to recycle that do not involve taking items to a recycling center. You may donate unwanted items to people or places that need them. You could have a garage sale or put items in a flea market. Sometimes you can even trade in old items when you buy new ones.




One of the most creative and fun ways to recycle is to make something old into something useful again. Normal household “trash” we throw away every day can be turned into “treasure” with a little imagination and effort.

Milk cartons and soft drink bottles make great bird feeders. Even old pie pans and a flower pot can become a bird feeder.

Add some paint, ribbon, buttons or other notions and turn that old sweatshirt or torn jacket into a work of art that you can wear.

Use those old buttons to make pins, earrings or other types of jewelry.



Scraps of wood from a building project can become wonderful toys or models. What a great gift for a younger brother or sister...and one you made especially for them.



Old bottles, jars, cartons and cans can become useful again as vases, pencil holders or even toy train cars. Add some imagination, paint, glue or paper, and the possibilities seem endless.

With a little creativity and some discarded odds and ends, you can help the environment by recycling and make some fun new and useful things. This type of recycling can even make rainy days fun.

Check around your house for items that are about to be discarded. They might include but are not limited to:

newspapers  
magazines  
egg cartons  
aluminum foil  
film containers  
catalogs  
rocks  
popsicle sticks  
clothespins  
cardboard tubes  
CDs  
strawberry boxes  
plastic bottles

fabrics  
old clothing  
buttons  
foam meat trays  
laundry scoops  
pine cones  
sticks  
PVC pipe  
packing peanuts  
drink pouches  
wallpaper  
eggshells  
dishes

string  
coffee cans  
grocery sacks  
CD cases  
magazines  
puzzle pieces  
light bulbs  
hangers  
jar lids  
beans/seeds  
yarn  
rice  
plastic bag