

## Jennings County 4-H Beef Requirements

### Animal ID Requirements:

These requirements must be met to complete 4HOnline Animal ID and to exhibit at the Jennings County Fair and Indiana State Fair.

Beef and Dairy Beef Steers	840-RFID tag <b>and</b> 5-digit county tag (DNA HAIR SAMPLE REQUIRED FOR STATE FAIR)
Commercial and Market Heifers	840-RFID tag <b>and</b> 5-digit county tag (DNA HAIR SAMPLE REQUIRED FOR STATE FAIR)
Beef Registered Heifers	840-RFID tag <b>and</b> tattoo (DNA HAIR SAMPLE REQUIRED FOR STATE FAIR)
Dairy Cattle	840-RFID tag <b>and</b> animal's registered name and registration number (or dam's registration number) ( <b><u>DNA HAIR SAMPLE REQUIRED FOR STATE FAIR</u></b> )

**Please note: feeder calves, registered heifers and dairy cattle females do not attend the Animal ID day, but must meet the above mentioned requirements. If necessary, 4-H families exhibiting an animal that is not required to come to an Animal ID day, may pick up free 840-RFID tags and 5-digit county tags at the Extension Office and tag your own animal. Beef and Dairy members may contact the Extension Office at 812-352-3033 for assistance with tagging an animal not required to attend Animal ID day.**

### DNA Hair Samples to Exhibit at the Indiana State Fair 4-H Beef Cattle Show:

This is required for all beef cattle (market steers, registered heifers, commercial heifers and market heifers and dairy beef steers) that members want eligible for the 4-H beef cattle show at the Indiana State Fair. **NEW this year, dairy cattle must also submit a DNA hair sample to be exhibited at a 4-H dairy show at the Indiana State Fair.** Collection envelopes are available at the Extension Office and will be available at the Animal ID Day on February 26. Members will be required to do their own animal's DNA hair sample and return the sample to the Extension Office by May 15.

### Animal ID Day(s):

ALL Market steers (beef and dairy beef) and commercial and market heifers **MUST** attend the Animal ID Day at the **Jennings County Fairgrounds** on **Friday, February 26 from 5-7 pm.**

## **Lost Tags:**

If your animal loses a county ear tag or a 840-RFID tag, the county Extension Office must be notified immediately to schedule a time for the new tag to be replaced.

## **Animal ID Worksheet: BRING COMPLETED WORKSHEET TO ANIMAL ID DAY!**

The enclosed triplicate Indiana 4-H Beef ID Worksheet MUST be completed as much as possible and brought to the Animal ID (tagging) Day. This information will include: Premise ID, the animal's breed, gender and birthdate and whether the animal is born and raised in Jennings County. Volunteers will weigh and tag the animal and write the weight, county tag number and 840-RFID number on the worksheet. **If your animal already has a 840-RFID tag, please write the 840-RFID number on the worksheet prior to coming to the Animal ID (tagging) Day.** 4-H families will use the information on the worksheet to complete their Animal ID entry in 4HOnline. This is a requirement and 4-H'ers will not be allowed to show an animal at the Jennings County Fair unless the animal is properly identified in 4HOnline by the May 15.

Please note: The state 4-H office made changes to the Indiana 4-H Beef ID Worksheet instructions last year and again this year. These changes were made AFTER our office had purchased several copies of the triplicate Beef ID worksheet. Included in this mailing is a CORRECT copy of the worksheet. The 2021 instructions found at the top of this year's worksheet include: **All beef cattle must be identified in the Indiana 4-H Online Animal ID system by May 15th or earlier deadline set by the county. The online animal ID website is located at:**

**<https://v2.4honline.com/>. For specific county ID deadlines, please contact your County 4-H Educator. For Indiana State Fair eligibility, all beef and dairy beef steers, dairy feeder steers, market heifers and commercial heifers must have an 840-RFID tag and a county tag and registered heifers must have an 840-RFID tag and a tattoo; also, all beef/dairy beef cattle must have a DNA hair sample turned into the county office by May 15th. Please contact your County Extension Office for a collection envelope. For specific ID information related to county fair only animals, please contact your County 4-H Educator**

**PLEASE fill out the TRIPLICATE COPY OF THE WORKSHEET INCLUDED IN THIS MAILING AND BRING IT TO ANIMAL ID DAY!**

## **Animal ID Online: DEADLINES**

Please follow the enclosed Beef Animal Identification OR Dairy Cattle Animal (only for dairy cattle females) Identification instructions to enter your Animal ID into 4HOnline by the deadline.

***Animal ID information for Beef and Dairy Beef steers, Commercial and Market Heifers, Registered Beef Heifers, Beef/Dairy Feeder Calves, and Dairy Cattle must be entered into 4HOnline by May 15.***

## Mini 4-H Members (Grades K-2):

Mini 4-H members are encouraged to use another 4-H member's animal already enrolled in 4HOnline and registered in the Jennings County 4-H Fairentry system to exhibit during the Jennings County Mini 4-H Showmanship class.

Mini 4-H members who choose to bring their own animal to the fair are NOT required to bring their animals to Animal ID Day and will NOT enter their animal's information into 4HOnline, however, their animals MUST meet the Animal ID requirements listed in this document. Contact the Extension office if you have questions about Animal ID or exhibit requirements.

## Premise ID:

The Indiana State Fair references the following: The Indiana State Fair requires all Indiana Exhibitors to provide the Indiana State Board of Animal Health required Premises ID number on all entry forms for beef and dairy cattle, goats, swine and sheep. Indiana exhibitors of horses, poultry, llamas and alpacas as well as out of state exhibitors will be requested to voluntarily provide Premises ID numbers. To obtain a Premises ID #, please contact the Indiana State Board of Animal Health at 877- 747-3038. Information can be found on the Indiana State Board of Animal Health website at [www.in.gov/boah](http://www.in.gov/boah) or <https://www.in.gov/boah/traceability-and-premise-id/>.

## Indiana State Fair 4-H Livestock Shows:

Visit: <https://www.indianastatefair.com/p/state-fair/competitions--contests/4-h-competitions-entry-information> to sign up for Indiana State Fair 4-H Livestock Shows. The Indiana State Fair dates are August 6 -22, 2021

**PURDUE**  
UNIVERSITY®

**Extension**  
**JENNINGS COUNTY**

**150** YEARS OF **GIANT LEAPS**  
PURDUE UNIVERSITY

*It is the policy of the Purdue University Cooperative Extension Service that all persons have equal opportunity and access to its educational programs, services, activities, and facilities without regard to race, religion, color, sex, age, national origin or ancestry, marital status, parental status, sexual orientation, disability or status as a veteran. Purdue University is an Affirmative Action institution. This material may be available in alternative formats.*



## Animal Identification

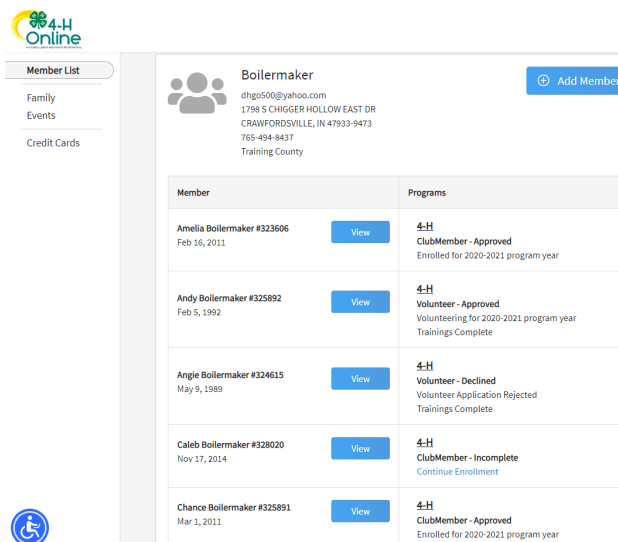
4-H members (Grades 3 – 12) must identify all Beef and Dairy Cattle, Goats, Horses, Llamas, Sheep and Swine in the 4-H Online system by the species deadline or earlier county deadline if applicable to be eligible for exhibition.

- Beef and Dairy Beef Steers, Beef Heifers, Beef/Dairy Feeder Calves, Dairy Cattle, Goats, Horses, Llamas, Sheep, and Swine must be entered into 4-H Online no later than May 15.

## Animal Identification in 4-H Online

Please complete the following steps to identify your livestock in the 4-H Online system.

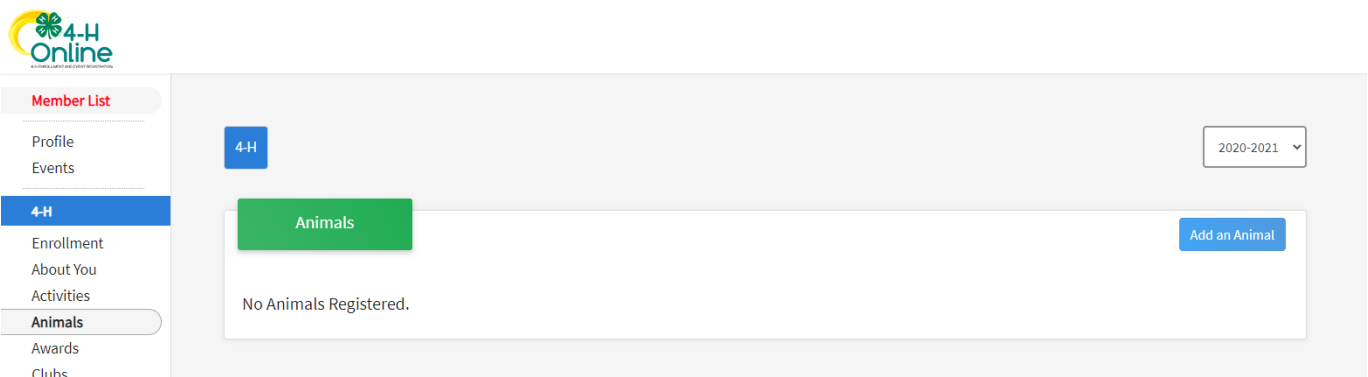
1. Login to your family profile at: <https://v2.4honline.com> using your family email address and password associated with your 4-H enrollment record.
  - a. If you have forgotten your password, please use the 'Reset password' option on the 4-H Online login page, and you will be sent a new temporary password.
  - b. If you have forgotten your family email address or turned in a paper 4-H enrollment form, please contact your local Purdue Extension Office for assistance.
2. Click View next to the Member's record for whom you would like to add an animal



The screenshot shows the 4-H Online Member List page. On the left is a navigation menu with 'Member List' selected. The main content area shows a profile for 'Boilermaker' with contact information and an 'Add Member' button. Below this is a table of members with columns for 'Member' and 'Programs'. Each row includes a 'View' button.

Member	Programs
Amelia Boilermaker #323606 Feb 16, 2011	4-H ClubMember - Approved Enrolled for 2020-2021 program year
Andy Boilermaker #325892 Feb 5, 1992	4-H Volunteer - Approved Volunteering for 2020-2021 program year Trainings Complete
Angie Boilermaker #324615 May 9, 1989	4-H Volunteer - Declined Volunteer Application Rejected Trainings Complete
Caleb Boilermaker #328020 Nov 17, 2014	4-H ClubMember - Incomplete Continue Enrollment
Chance Boilermaker #325891 Mar 1, 2011	4-H ClubMember - Approved Enrolled for 2020-2021 program year

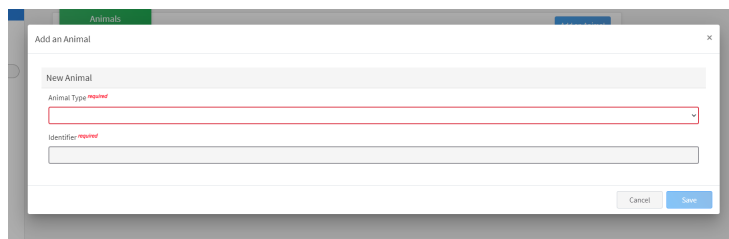
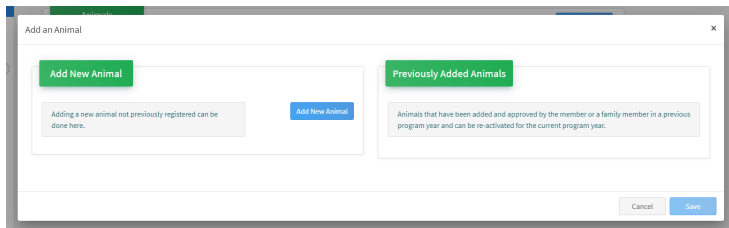
3. Click Animals in the navigation pane.
4. Click the blue Add an Animal button.



The screenshot shows the 4-H Online Animals page. The left navigation menu has 'Animals' selected. The main content area features a '4-H' tab, a dropdown menu set to '2020-2021', a green 'Animals' button, and a blue 'Add an Animal' button. Below these elements, it states 'No Animals Registered.'



5. Click on Add New Animal to start adding a new animal.
6. Select the appropriate animal type from the drop-down menu.
7. Enter the required Tag, Tattoo, or Animal Name as directed (see Key) →
8. Click Save.


**Key**

Animal Type	Required Identifier	What do I put in this field?
Beef and Dairy Beef Steers	Tag	5-digit County Tag
Commercial and Market Heifers	Tag	5-digit County Tag
Beef Cow-Calf Pair	Tag	Calf's tag
Beef Feeder Calves	Tag	5-digit County Tag
Beef Registered Heifers	Tattoo	Tattoo
Dairy Feeder Steers	Tag	5-digit County Tag
Dairy Cattle Females	Animal Name	Animal's name
Dairy Goat Females	Tattoo	Tattoo
Dairy Goat Wethers	Tattoo	Tattoo or NA (if not applicable)
Meat Goats	Tattoo	Tattoo or NA (if not applicable)
Pygmy Goats	Tattoo	Tattoo, Microchip, or Scrapie ID
Horse and Pony	Animal Name	Animal's name
Llama and Alpaca	Animal Name	Animal's name
Sheep	Tag	5-digit County Tag or Scrapie ID (commercial ewes) or registration number (breeding ewes)
Swine Barrows	Tattoo	Earnotch (Pig's Right Ear-Pig's Left Ear)
Swine Gilts	Tattoo	Earnotch (Pig's Right Ear-Pig's Left Ear)

9. Read the on-screen instructions for Animal ID requirements for County Fair and Indiana State Fair Exhibition.
10. Click on the button "Show Questions" after reading the instructions
11. Required fields are indicated, but be sure to complete all other visible fields as applicable.
12. Click next once completed.
13. Upload any files if required or necessary for the particular Animal type.
14. Click next once completed.
15. Review the entered information. Use the Back button at the bottom of the page to return to the previous screen to make corrections if needed.
16. Once the entered information is correct and reviewed, click the Submit button.
17. The animal information will display on the screen with the status, created, modified, and submitted date and time stamp (local time). You will also receive a confirmation email upon submission.
18. To add more animals for the same member repeat steps 3-17. To add animals for another member return to the Member List and View another member.

**\*\*Note\*\*** Members are able to edit Animal ID information until the species specific Animal ID deadline of **May 15th**. Click on the Animals tab from your account at any time to view the status for all of the animals for a member in the family.

### Family Enrollment of Animals

Animals are automatically co-enrolled within the same family (Siblings and step-siblings). The animals may be identified under a single 4-H member in 4-H Online and be exhibited by a different sibling listed in the same family profile. **With this capability in 4-H Online, animals do not need to be entered under each 4-H member in the family.** The exhibit management program will allow a member to select to exhibit any animal identified by the family in 4-H Online. It is suggested that at least 1 animal be identified by each member enrolled in the project.



## **Beef Animal ID Day Safety Plan**

1. 4-H members and their family members must remain in their vehicle while waiting in line to unload their animals for the animal ID day. Participants should not socialize with others during this event. Please follow social distancing guidelines.
2. After the participant backs their trailer up to the beef barn and unloads their animal(s), they will hand their paperwork to a designated volunteer. Participants must remain in the unloading area and not enter volunteer work areas while their animal(s) is weighed and identified. Again, we are trying to social distance.
3. Once the animal is weighed and identified a designated volunteer will return the paperwork back to the participant.
4. Face coverings are required when social distancing is not possible. Volunteers will be wearing face coverings and gloves and will clean tagging equipment throughout the event.
5. Please do a health self-assessment before you attend the animal ID day. If you are sick, have a fever or are experiencing COVID symptoms, please do not attend the animal ID day. Please make arrangements for another family member or friend to bring your animal(s) to the event or call the Extension Office at 812-352-3033 to explore other options.