

# Dairy Goat & Meat Goat Activity Sheet -2021

Circle one or both you are participating in

## Level 2 - Grades 6-7-8

\$1.00



Allen County 4-H  
Skills for Life

**Due by June 30, 2021 to the Extension Office**

### Project Information Sheet

Your Name: \_\_\_\_\_ Year in 4-H: \_\_\_\_\_ Grade: \_\_\_\_\_

Year in Goat Project: \_\_\_\_\_

Please attach a picture of you with your goat(s)

Your goals for this year's project: \_\_\_\_\_

1) \_\_\_\_\_


2) \_\_\_\_\_

3) \_\_\_\_\_

4) \_\_\_\_\_

Name of your adult helper in the goat project:  
\_\_\_\_\_

How did this person help you? \_\_\_\_\_  
\_\_\_\_\_  
\_\_\_\_\_



List extra things that you did during the year that you think helped you to learn more about goats and their care: \_\_\_\_\_  
\_\_\_\_\_  
\_\_\_\_\_

**Please complete both activities or 1 workshop & 1 activity**

To exhibit beef cattle, dairy cattle, swine, sheep, meat goats, dairy goats, poultry and rabbits, 4-H members must be certified through the Youth for the Quality Care of Animals program. This is an annual program that can be completed via online modules or in-person trainings. For more information about in-person trainings in your county, please contact your County Extension Office. More information about YQCA is available at <http://yqca.org/>. Attach a copy of YQCA card.

**ALLEN COUNTY 4-H LIVESTOCK  
INTENTION TO SHOW THE FOLLOWING ANIMALS**

\*It is my intention to bring to the County Fair the following numbers of animals for this project.

\*I understand that the 4-H Livestock Committee may assign a specific location or pen for these animal(s). I further understand that I will be required to pay a pen fee due upon tie of unloading for these animals.

\*Show Attire: For dairy goats whites are preferred, black pants are acceptable. For meat goats blue jeans and button down shirts are preferred. No shorts, sandals or inappropriately cut shirts.

\*I further understand that to exhibit at the Allen County Fair is a privilege and that I must adhere to all rules and regulations set forth by the Indiana Board of Health for Exhibition, by the Purdue Extension Service 4-H Youth Development program and the Allen County 4-H Clubs, Incorporated.

Signed: 4-H Member: \_\_\_\_\_

Date: \_\_\_\_\_

Number of single pens you will need \_\_\_\_\_

Number of Double Pens you will need \_\_\_\_\_

**DO NOT INCLUDE TACK PENS!!!**

Number of Goats being exhibited \_\_\_\_\_

Are you planning to sell a goat through the Allen County 4-H Livestock Auction? \_\_\_\_\_

Consigning a goat? \_\_\_\_\_

Are you planning to enter a Goat poster at the Allen County Fair? \_\_\_\_\_ Yes \_\_\_\_\_ No

POSTERS. See Goat Educational Poster Rules in the Allen County Rule Book.

A 4-H'er may not have more than two goats per class.

## Allen County 4-H Goat Project- Level 1, 2, 3 Activity Guidelines

All 4-H'ers participating in the goat projects(s)-Dairy or Meat must complete the Goat activity sheets in order to complete the project and compete at the fair. 4-H'ers **may** attend (one) workshop in place of completing **an** activity. Form must also be signed by a Goat Executive Livestock Committee member in attendance at workshop and 4-H'ers name **MUST** appear on workshop sign-in sheet.

Workshop Topic: \_\_\_\_\_ Workshop Date: \_\_\_\_\_

Who led the workshop? Guest Speakers, etc \_\_\_\_\_  
\_\_\_\_\_

List 5 things that you learned today

1. \_\_\_\_\_
2. \_\_\_\_\_
3. \_\_\_\_\_
4. \_\_\_\_\_
5. \_\_\_\_\_

How will you use what you have learned at the workshop with your project animal(s):

\_\_\_\_\_  
\_\_\_\_\_  
\_\_\_\_\_

Do you consider this workshop informative? Yes or No (circle answer)

Why or Why not? \_\_\_\_\_  
\_\_\_\_\_

What would you like to see in the future as a workshop topic? \_\_\_\_\_  
\_\_\_\_\_

Goat Executive Committee Member Signature \_\_\_\_\_

# Activity 1

# Housing

## Only Dairy Complete

Fill-in the following blanks regarding goat housing. Refer to Chapter 10 in your Goat Resource Book.

### Housing:

There are \_\_\_\_\_ types of housing that are commonly used for goats: \_\_\_\_\_ housing and warm \_\_\_\_\_.

Cold housing is a building that is \_\_\_\_\_, that has natural ventilation, and that has an inside temperature very similar to the outside temperature. It provides a draft-free, dry area in the winter, and wind \_\_\_\_\_ and shade in the summer. It is usually less expensive to build and to keep this type of building cool in the summer. Some problems with \_\_\_\_\_ housing in the winter are frozen \_\_\_\_\_ and the possibility of increased feed intake needed to maintain the animal's body temperature.


Warm housing is an \_\_\_\_\_ controlled building. These buildings are usually heavily insulated with some sort of \_\_\_\_\_ ventilation system that is thermostat controlled. Temperatures are kept well above freezing, regardless of \_\_\_\_\_ temperatures. There tend to be more \_\_\_\_\_ problems in these types of facilities due to a \_\_\_\_\_ humidity.

Most housing for goats is the \_\_\_\_\_ housing type, consisting of a simple \_\_\_\_\_-sided shed. Goats are most \_\_\_\_\_ when temperatures are between \_\_\_\_\_ and 70 degrees F and can easily handle colder temperatures without any difficulty. Problems arise with intake, \_\_\_\_\_ production, and growth when the \_\_\_\_\_ get over \_\_\_\_\_ degrees F, so the main housing problem arises on how to keep animals cool in the \_\_\_\_\_, not warm in the \_\_\_\_\_.

What kind of housing do you provide for your goats warm or cold? \_\_\_\_\_.

What is your method of housing? \_\_\_\_\_ Loose (shed or pen w/ access to outside exercise) or stall (animals separated confined to stalls)

Draw a diagram of your barn/shed and outdoor pasture area. Include the dimensions of each area.



What would you change about your goats housing if you could? \_\_\_\_\_

\_\_\_\_\_

## Activity 2

# Preparing Your Animal for Show

### Only Meat Complete

Refer to Chapter 15 *Preparing Your Animal for Show* in your goat resource book.

Whether you are showing dairy, meat, pygmy, or utility goats the keys to preparing your animals for showing are \_\_\_\_\_ and \_\_\_\_\_.

#### Washing and Clipping

Brushing your show animal regularly makes the hair soft and shiny for show time. It removes \_\_\_\_\_, loose hair and stimulates shiny, \_\_\_\_\_ hair to grow. All dairy and meat goats should be clipped approximately \_\_\_\_ to 14 days before the show. You want to show off the clean \_\_\_\_\_ of your animal and this gives enough time for clipper marks not to show up on the hair coat. Be careful in sunny weather, as some goats are more \_\_\_\_\_ to sunburn after they are clipped. If you have never clipped before, practice on an animal that is not going to the show. Most animals do not like to be clipped, so it is better to start at the back and let them get used to the noise of the clippers. Also, trim up your animal's \_\_\_\_\_ if necessary. You do not want to do this right before the show in case you trim too much and cause some \_\_\_\_\_.

Approximately one to two days before the show, wash your animal with a mild soap and clip the hair from the udder of your dairy does. You are now ready to go to your show.

Make a list of things you need in your show box. At the very least, include the following:

1. \_\_\_\_\_
2. \_\_\_\_\_
3. \_\_\_\_\_
4. \_\_\_\_\_
5. \_\_\_\_\_

#### Showing Your Animal

All goats need to be taught to use a lead and to be set up. This training needs to start several months before showing. First, get your animal used to wearing a collar or a halter, making sure they fit correctly.

According to the information in the OSU Resource Handbook what will you wear if you are showing a dairy goat?

\_\_\_\_\_

Meat goat or market animal? \_\_\_\_\_

Tips for showing your animal -record the tips as listed in your resource book.

1. \_\_\_\_\_
2. \_\_\_\_\_
3. \_\_\_\_\_
4. \_\_\_\_\_
5. \_\_\_\_\_
6. \_\_\_\_\_
7. \_\_\_\_\_
8. \_\_\_\_\_
9. \_\_\_\_\_
10. \_\_\_\_\_

# Activity 3

# Show Ring Ethics

## Both Dairy and Meat Complete--MANDATORY Activity

Find information in Chapter 15 from OSU Goat Resource Book.

1. List the six pillars of character

---

---

2. Choose one pillar of character and explain how it is demonstrated in your behavior as you complete this project.

---

---

---

---

3. In the last year, what have you seen or heard about that you think is unethical in terms of animal care and welfare? Why is it wrong?

---

---


---

---

4. Did you show your animal last year? If so describe your behavior when you found out the results. Did you demonstrate good sportsmanship?

---

---



Premise ID Number where goats are coming from \_\_\_\_\_

\_\_\_\_ Completed 4honline enrollment by January 15, 2021

\_\_\_\_ Completed Animal ID in 4honline by May 15, 2021

\_\_\_\_ Completed Fair Entry on line by June 30, 2021

\_\_\_\_ Copy of YQCA Card attached.