

# 4-H SHOOTING SPORTS CLUB ELKHART COUNTY



## 2021

**At the time of printing, special conditions exist in response to the Covid-19 outbreak. Please reviewing the Elkhart County 4-H Shooting Sports Manual Covid-19 Addendum for additional details.**

## **ELKHART COUNTY 4-H ENROLLMENT POLICY – STATE FEE**

It is the policy of Indiana 4-H Youth Development to assess a \$15.00 state program fee to each youth participant, grade 3-12, to help offset program delivery costs. None of the annual state program fees collected will be available for use in the Elkhart County 4-H program. Families enrolling more than three youth (grades 3 - 12 only) will be provided a discount for State Program Fees. Program fees are non-refundable after a youth's membership status becomes active in 4HOnline.

Youth in grades 3 - 12 are required to complete the Elkhart County 4-H enrollment form on an annual basis.

Additional information and a link to the on-line registration system is at <https://in.4honline.com/>

## **TROPHY SHOOT**

Trophy Shoots are a privilege intended for members to demonstrate the mastery level of shooting skills they have obtained from practice throughout the shooting year. Through regular participation it is the expectation that members will obtain a working knowledge of range rules and safety procedures prior to participating in the Trophy Shoot. Any Instructor or Club Coordinator has the right to bar any member or parent from shooting range participation or presence if their actions are deemed unsafe including not having knowledge of range rules and procedures. Each club member must sign the attendance sheet provided for club events prior to participating.

Any form of coaching from anyone other than an instructor during the trophy shoot may result in the disqualification of the member.

Scores are calculated by a panel of instructors and considered final at the conclusion of the fair. If you feel there was a scoring error, please contact a club coordinator.

## **FAIR PASSES**

Fair passes must be picked up at the completion of the Trophy Shoots if they are provided by the Shooting Sports club. It is a club member's responsibility to ensure they receive their tickets before leaving the range.

## **DISTRACTIONS**

Cell Phones, Electronics or other items that may distract members are prohibited from use beyond the safety lines and must be out of sight.

## **WEATHER**

Shooting sports events occur in all weather conditions. Club members should use their own judgment in assessing weather conditions to determine whether to participate and dress appropriately. In a thunderstorm, there is no risk-free location outdoors. Whenever lightning and thunder threatens, the ranges will be closed and participants should seek shelter. Ranges will remain closed for approximately 30 minutes after which an evaluation will be completed to determine if the ranges will re-open. Please consider the changing weather conditions when selecting the day / time you chose to participate in the Trophy Shoot.



# 4-H Shooting Sports Club 2021 Schedule



**Safety Meeting:** Saturday, January 9, 2021 8:00 – 1:00 PM  
**(Attending a 4-H Safety Meeting is mandatory for first year rifle members)**  
 The event is held at the Fairgrounds in the Elkhart County Community Center building.

---

## Archery

Thursdays 5:30pm –8:30 PM (45 minute blocks requiring signup)  
 The event is held at the Fairgrounds in the Elkhart County Community Center building

January 7 <b>1<sup>ST</sup> Year Shooters Only</b>	February 25 <b>1<sup>ST</sup> Year Shooters Only</b>	March 4 <b>1<sup>ST</sup> Year Shooters Only</b>
---	---	---

## Rifle and Pistol

Saturdays: 1:00-5:00 PM (45 minute blocks requiring signup)  
 Elkhart Rifle and Pistol Indoor Range, 325 Oakwood Ave., Elkhart, IN

January 23 <b>1<sup>ST</sup> Year Shooters Only</b>	February 20 <b>1<sup>ST</sup> Year Shooters Only</b>	March 20 <b>1<sup>ST</sup> Year Shooters Only</b>
--	---	--

## Shotgun

Training for shotgun recommended for all new shotgun shooters  
 Saturday, February 6, 1:00-2:00 PM. **Location to be announced.** Not Live Fire  
 Saturday, March 6, 1:00-4:00 PM **4-H Fairgrounds Range**, Goshen, IN  
 - Dress Appropriate for conditions as this is an outdoor event

## Combined Outdoor Schedule – Archery, Rifle, Pistol, Shotgun

Saturdays 12:00-5:00 PM **4-H Fairgrounds Range**, Goshen, IN

April 10	April 24	May 8	May 22	June 5
----------	----------	-------	--------	--------

## Trophy Shoot

Saturdays 11:00-5:00 PM **4-H Fairgrounds Range**, Goshen, IN.

June 19	July 3
---------	--------

## Family Picnic:

Sunday, August 22, 2021  
 4-H Fairgrounds, Goshen, IN  
 Lunch: 1:00PM Awards: 2:00PM



**TABLE OF CONTENTS**

PLEDGE OF ALLEGIANCE - 5 -  
4-H CLUB PLEDGE - 5 -  
SHOOTING SPORTS CLUB LEADERS - 6 -  
SHOOTING SPORTS CLUB RULES - 7 -  
DISCIPLINE ELIGIBILITY AND FEES - 9 -  
TROPHY DAY SHOOT - 10 -  
TOP SHOT AWARD - 12 -  
REQUIREMENTS FOR COMPLETION - 13 -  
PROJECT IDEAS -- 13 -  
4-H POSTER GUIDELINES - 14 -  
EXHIBIT OR POSTER REQUIREMENTS - 15 -  
INDOOR RIFLE / PISTOL RANGE LOCATION - 17 -  
WINTER SHOTGUN RANGE LOCATION - 17 -  
OUTDOOR RANGE - 18 -

<https://extension.purdue.edu/elkhart>

[Elkhartshootingsports@gmail.com](mailto:Elkhartshootingsports@gmail.com)

Facebook Page: Elkhart County 4-H Shooting Sports

## **PLEDGE OF ALLEGIANCE**



*I PLEDGE ALLEGIANCE TO THE FLAG  
OF THE UNITED STATES OF AMERICA,  
AND TO THE REPUBLIC FOR WHICH IT  
STANDS, ONE NATION UNDER GOD,  
INDIVISIBLE, WITH LIBERTY, AND  
JUSTICE FOR ALL*



## **4-H CLUB PLEDGE**

*I PLEDGE  
MY HEAD TO CLEARER THINKING  
MY HEART TO GREATER LOYALTY  
MY HANDS TO GREATER SERVICE  
MY HEALTH TO BETTER LIVING  
FOR MY CLUB, MY COMMUNITY,  
MY COUNTRY AND MY WORLD*

## SHOOTING SPORTS CLUB LEADERS

Organizational Leader: Rocky Rigsby

Assistant Organizational Leader: John Rody

Club Coordinator: Dan Hummel (574-333-1510)

Club Coordinator: Harold Schmucker (574-202-6774)

<b>LEADERS</b>		
Joe Anglemeyer	Trevor Kercher	Darin Smith
Kellie Anglemeyer	Tom Watson	Evan Smith
Bob Mangas	Mark Ledbetter	Eric Snider
Jerry Homes	Jeff Miller	Jason Stacy
Dave Edlund	Mike Morelli	Stan Taber
Don Sprandel	Que Morelli	Jeff Tinsley
Glen Yoder	Josh Owen	Raygen Stutzman
Norma Gledhill	Charles Pate	James Wedel
Todd Gledhill	Robert Reed	Allen Wedertz
Harold Halfmann	Tim Riegsecker	Kendra Wietstock
Chad Halie	Rocky Rigsby	Matt Wietstock
Gerrod Hampel	John Rody	Tim Wietstock
Ken Hideman	Rob Rody	Nicole Wilhelm
Ken Hochstetler	William Rody	Tom Wilhelm
Larry Huddleston	Angie Schmucker	Sarah Wiseman
Dan Hummel	Harold Schmucker	Ken Yoder
Mike Philley	Hayden Schmucker	Loretta Yoder
Jeff Irvin	Derick Schmucker	Stanley Yoder
Sarah Irvin	Ted Selman	Jessica Stoll

## SHOOTING SPORTS CLUB RULES

- It is strongly recommended that **ALL members** have taken and passed the Indiana Department of Natural Resources (DNR) Hunter Education Course to be involved in the 4-H Shootings Sports Club. **There is an independent online study course offered through the Indiana DNR. The online course is only available to Indiana residents 12 years or older. The website is: [www.hunter-ed.com/indiana](http://www.hunter-ed.com/indiana)**
- In addition to completing the 4-H Enrollment Form, **ALL members** annually shall provide to the Elkhart County Extension Office a signed **4-H Youth Development Liability Release Statement** (the form needs to be signed by the 4-H member's guardians) or electronically submitted.
- **Trophy shoot dates** are provided on the schedule. On trophy shoot days, plan on spending several hours **at the range** as it could take the entire time to complete all of your targets due to the large number of participants. Please arrive early to complete shooting prior to the posted range closing time. To expedite the process, practice will be limited to a single target on the rifle and pistol ranges on Trophy shoot dates. For rifle and pistol, you will be given **1 practice target and then you will have to shoot your trophy targets**. Make sure you get your practice in earlier in the year!
- Each Club member must compete on his or her own merit.
- Appropriate attire and closed-toe shoes are required.
- Each club member must sign the attendance sheet provided for the club event prior to participating.
- ALL 4-H Club members, spectators and instructors are expected to follow all classroom and range rules at all times.
- ONLY 4-H Certified Instructors are to instruct 4-H members on the shooting ranges.
- Instructors or a Club Coordinator may decide that a member should be excluded from or limited in shooting range participation due to physical or mental maturity. **Safety and a teachable attitude are a must!**
- Any Instructor or the Club Coordinator has the right to bar any member, parent, guardian or spectator from shooting range participation or presence if their actions are deemed unsafe.
- Parents / Guardians are WELCOME to attend all meetings but are subject to the rules and regulations of the Club. Parents / Guardians are encouraged to get involved with your 4-H member.
- There will be no less than two leaders present at any Club meeting until all Club members have been picked up following the end of the meeting.
- Scores are calculated by a panel of instructors and considered final at the conclusion of the fair. If you feel there was a scoring error, please contact a club coordinator.
- Cell Phones, Electronics or other items that may distract members are prohibited from use beyond the safety lines and must be out of sight.
- Trophy Shoots are a privilege intended for members to demonstrate the level of mastery of shooting skills they have obtained from practice throughout the shooting

year. Through regular participation it is the expectation that members will obtain a working knowledge of range rules and safety procedures prior to participating in the Trophy Shoot. Any Instructor or Club Coordinator has the right to bar any member or parent from shooting range participation or presence if their actions are deemed unsafe including not having knowledge of range rules and procedures. Since limited instruction and coaching will be provided during sight-in and warm up at Trophy Shoot, **ALL members should attend a minimum of two club meetings specific to the disciplines for which they are registered.** Members unable to participate in the Trophy Shoot can achieve the requirements for club completion by making a project or poster related to the discipline as described in this manual. Each club member must sign the attendance sheet provided for club events prior to participating.



## DISCIPLINE ELIGIBILITY AND FEES

- **Archery** is available for all members of the 4-H Shooting Sports Club who have completed the requirements for club membership.
- To be eligible for **Rifle**, you must have completed the requirements for club membership **and** you must be **at least ten (10) years of age by the start of the fair.**
- To be eligible for **Shotgun**, you must have completed the requirements for club membership **and** you must have **completed two (2) years in rifle.** This means you may start shotgun no sooner than your third year of firearms in the 4-H Shooting Sports Club.
- To be eligible for **Pistol**, you must have completed the requirements for club membership **and** you must **completed four (4) years in firearms** (rifle and/or shotgun) **and** you must demonstrate **safe handling of firearms at all times.** This means you may start pistol no sooner than your fifth year of firearms in the 4-H Shooting Sports Club.
- **Annual Club Equipment Fees** are required to defray costs of shooting range activities according to the following schedule:
  - **Archery: \$20.00**
  - **Pistol: \$20.00**
  - **Rifle: \$20.00**
  - **Shotgun: \$40.00**

This fee is separate from the State Program Fee required by Indiana 4-H. These fees are paid annually at any club event. Your promptness in payment is appreciated. **You will not be allowed to participate in a trophy shoot or receive fair tickets if club equipment fees have not been paid.** If you are unable to pay the fee and need financial assistance, please contact one of the Club Coordinators.

**Please note:** Equipment fees are paid only once for the 2021 club year. You will not be allowed to participate in a trophy shoot or receive fair tickets if club equipment fees have not been paid. Your promptness in payment at any club event is appreciated.

Club member classroom safety instruction will be held on **Saturday, January 9, 2021, beginning at 8:00 am** at the 4-H Fairgrounds and is **REQUIRED** for all new members who wish to participate in a firearms discipline. **If you are unable to attend this training, you must contact a club coordinator prior to this date to make alternative arrangements. Completed 4-H safety training is a requirement for firearms participation.** Returning members who have already participated in a club firearms safety meeting are invited but do not need to attend.

# TROPHY DAY SHOOT

## No Open Practice on Trophy Shoot Days.

### General Trophy Shoot Conditions

1. Members are only allowed one opportunity to complete the Trophy Shoot per discipline.
2. Trophy Shoots are a privilege intended for members to demonstrate the mastery level of shooting skills they have obtained from practice throughout the shooting year. Through regular participation it is the expectation that members will obtain a working knowledge of range rules and safety procedures prior to participating in the Trophy Shoot. Any Instructor or Club Coordinator has the right to bar any member or parent from shooting range participation or presence if their actions are deemed unsafe including not having knowledge of range rules and procedures. Since limited instruction and coaching will be provided during sight-in and warm up at Trophy Shoot, **ALL members should attend a minimum of two club meetings specific to the disciplines for which they are registered.** Members unable to participate in the Trophy Shoot can achieve the requirements for club completion by making a project or poster related to the discipline as described in this manual.
3. It is expected that members have participated in at least two of the several practice sessions and are familiar with range rules and equipment. Significant instruction will not be provided the day of trophy shoots. Safety violations will result in removal from the range without the ability to complete the trophy shoot.
4. **Outside Coaching / Instruction is prohibited once the member enters the range for a Trophy Shoot.**
5. Should a participant need to complete their trophy shoot prior to the scheduled trophy shoot days due to a personal conflict, the same conditions will apply including limitations on practice and warm-up. A member shall notify an instructor of the need to complete their trophy shoot before entering the range for the first time for that day.
6. Scores are calculated by a panel of instructors and considered final at the conclusion of the fair. If you feel there was a scoring error, please contact a club coordinator.
7. Cell Phones, Electronics or other items that may distract members are prohibited from use beyond the safety lines and must be out of sight.

### Archery Trophy Shoot Procedure

1. Archers will select their preferred equipment upon entering the range. Only bows and arrows maintained by the 4-H Shooting Sports Club may be used. Archers will be allowed to retain the bow they select at their shooting position until the trophy shoot is complete.
2. Archers may wear finger tabs, tape, or gloves to protect draw-hand fingers. Mechanical release aids are prohibited **except as pre-approved solutions for physically challenged archers.** Archers may wear arm guards.
3. Archers will be allowed to warm up by shooting up to 1 end of 5 arrows.
4. Questions may be asked of the instructor during warm up only.
5. Whistle Signals: NASP® whistle commands will be used to operate the range.
6. For Trophy scoring, Archers will shoot 3 ends of 5 arrows for a combined 15 arrow score. Archers are to remain with their targets while they are judged. Instructors will score and Archers will confirm scoring before removing arrows from targets.
7. In the event that a bow becomes disabled during the trophy shoot, the member will be allowed to select a different bow and will be provided up to 5 practice arrows before resuming their trophy shoot.

8. An arrow that bounces off the target may be shot again once an end as instructed by range officials.

### **Rifle Trophy Shoot Procedure**

1. Member must select and shoot 3 out of 5 shooting positions (bench, prone, sitting, kneeling or standing) for trophy shoot scoring.
2. 10 rounds of ammunition will be provided per shooting position.
3. One 10 shot sight-in practice round (any position) will be permitted prior to trophy shoot.
4. Immediately following the 10 shot sight-in practice round:
  - A new official trophy shoot target will be provided.
  - Each shooting position will be shot in consecutive order, with a change of target between shooting position.
  - Therefore, only a maximum of 10 shots per each target.
5. Official scoring of each target will take place off of the range.
6. In the event that a rifle becomes disabled during the trophy shoot, the member will be allowed to select a different rifle and will be provided up to 5 practice shots before resuming their trophy shoot.

### **Pistol Trophy Shoot Procedure**

1. Member will shoot 3 positions (bench, standing two handed supported, standing one hand only) for Trophy Shoot scoring.
  - Wheelchair members are exempt from standing requirement but are required to shoot a one hand position.
2. 10 rounds of ammunition will be provided per shooting position.
3. One 10 shot sight-in practice round (any position) will be permitted prior to Trophy Shoot.
4. Immediately following the 10 shot sight-in practice round:
  - A new official Trophy Shoot target will be provided.
  - Each shooting position will be shot in consecutive order, with a change of target between shooting positions.
  - Therefore, only a maximum of 10 shots per each target.
5. Official scoring of each target will take place off of the range.
6. In the event that a pistol becomes disabled during the Trophy Shoot, the member will be allowed to select a different pistol and will be provided up to 5 practice shots before resuming their Trophy Shoot.

### **Shotgun Trophy Shoot Procedure**

1. Two practice shots from each shooting station will be permitted prior to the trophy shoot.
2. Immediately following the practice round: The trophy shoot round will consist of 25 shots - five shots from each shooting station.
3. In the event that a shotgun becomes disabled during the trophy shoot, the member will be allowed to select a different shotgun and will be provided up to 5 practice shots before resuming their trophy shoot
4. In the event of a tie for Grand Champion, a special shoot-off may be scheduled.
5. All other Ties will be decided by the one that had the first miss will loose the tie.

## TOP SHOT AWARD

The Top Shot Award is to recognize the top all around shooter in Archery, Rifle, Shotgun and Pistol for the club. To participate, the club member must be registered and complete the Trophy Shoot for each discipline. Trophy scores from each of the disciplines represented as a percentage of the maximum possible score will be averaged to provide an overall score. In event of a tie, "X" scores from archery, rifle and pistol will be totaled and used as the tie-breaker. There is no fee to participate in this competition. The Top Shot Award will be presented at the annual awards picnic.

### Top Shot Eligibility / Rules

To be eligible to participate for the Top Shot award, the following requirements must be achieved:

- Completed the requirements for club membership
- Be registered in all four shooting disciplines including Archery, Rifle, Shotgun and Pistol.
- Complete trophy shoot requirements for each discipline

#### Scoring Example

The following example demonstrates the method of scoring.

Archery Score:	110 out of possible 150 – $110/150 = 73.3\%$
Rifle Score:	275 out of possible 300 – $275/300 = 91.6\%$
Shotgun Score:	23 out of possible 25 – $23/25 = 92\%$
Pistol Score:	250 out of possible 300 – $250/300 = 83.3\%$
Top Shot Score:	$(73.3\% + 91.6\% + 92\% + 83.3\%) / 4 = 85.05\%$

## REQUIREMENTS FOR COMPLETION

It is **highly recommended that ALL members** take and pass the DNR Hunter Education Course before participating in 4-H Shooting Sports.

1. **ALL first-year rifle members** are required to attend the mandatory Club Safety Class. For 2021, a safety class is scheduled for **Saturday, January 9, 2021 (8:00 am. to 1 pm)** at the Elkhart County 4-H Fairgrounds.
  
2. **ALL members** must do one of the following activities:
  - Participate in the TROPHY SHOOT
  
  - OR—
  
  - MAKE A PROJECT or POSTER related to your discipline. Create an exhibit that shows the public what you learned in shooting sports education this year.

### PROJECT IDEAS

- Create an archery or firearms safety poster.
- Build a bench rest.
- Make a gun rack.
- Make a functional quiver.
- Make an ammunition pouch.
- Make a ground pad for prone position shooting.
- Bounce an idea off your Club or Project Leader/Instructor.
- **BE CREATIVE!**


Any project entered must include a page describing how you made your exhibit and how your exhibit is to be used.

## 4-H POSTER GUIDELINES

**Poster Board** – Create an exhibit that shows the public what you learned in shooting sports education this year. Exhibits must be displayed horizontally, sized 22" x 28", mounted on a firm backing (foam-core board or other), and covered in clear plastic or other transparent material. Be sure to include a label with your name, grade, and county. Title your exhibit with one of the following: archery, outdoor skills, muzzleloading, pistol, rifle, shotgun, or shooting sports. You can use a subtitle, if you wish.

All posters, notebooks, and display boards must include a reference list indicating where information was obtained, giving credit to the original author, to complete the 4-H member's exhibit. This reference list should/might include web site links, people and professionals interviewed, books, magazines, etc. It is recommended this reference list be attached to the back of a poster or display board, be the last page of a notebook, or included as part of the display visible to the public. A judge is not to discredit an exhibit for the manner in which references are listed.

Poster Board



### Important Notes:

- Firearms or ready to shoot bows are not allowed to be exhibited. Unstrung bows are permissible.
- Live ammunition is not allowed to be exhibited (no powder or primer).
- An arrow with its arrowhead attached must be displayed in a secure case. An arrowhead without the arrow attached must be displayed in a secure case. An arrow may be displayed unsecured if its arrowhead is removed. Modern broadhead arrows are not allowed to be exhibited.
- Displays involving firearms or bows may be exhibited as a photographic display on a poster or in a notebook following grade level guidelines.
- Handmade items must include information explaining how the project was made and its intended use. Photos are encouraged.

**Please note:** Exhibits (**NOT** targets from the TROPHY SHOOT) will be eligible for an INDIANA STATE FAIR entry and will be judged accordingly.

## **EXHIBIT OR POSTER REQUIREMENTS**

### **Level: Grades 3 through 5**

**(May have one State Fair entry per county)**

Last Modified: 10/14/11

#### **Exhibit**

Display a poster showing what was learned in the 4-H Shooting Sports project.

### **Level: Grades 6 through 8**

**(May have one State Fair entry per county.)**

Last Modified: 10/14/11

#### **Exhibit**

Choose one of the following options. Exhibits **MUST** meet the size restrictions or be presented in a notebook.

1. Poster
2. Small project or model no larger than 18 x 18 x 36 inches.
3. Notebook, showing how a shooting sports item was made, or project completed.

### **Level: Grades 9 through 12**

**(May have one State Fair entry per county.)**

Last Modified: 10/14/11

#### **Exhibit**

Choose one of the following options.

1. Poster.
2. Project or model (any size).
3. Notebook, showing how a shooting sports item was made, or project completed.

**Level: Independent Study: Grades 9 – 12**  
**(one State Fair entry)**

Last Modified: 10/15/09

**Exhibit**

**Advanced topic** - Learn all you can about an advanced shooting topic and present it on a poster and/or in a notebook. Include a short manuscript, pictures, graphs, and list the works cited to describe what you did and what you learned. Title your poster, "Advanced Shooting Sports - Independent Study"

**Mentoring** - exhibit a poster that shows how you mentored a younger 4-H member. Include your planning, the time you spent, the challenges and advantages of mentoring, and how the experience might be useful in your life. Photographs and other documentation are encouraged. Title your poster, "Advanced Shooting Sports - Mentor."

**Shooting Sports Exhibits** are due on 4-H Project Check-In Day:

Check-in date: Monday, July 19, 2021, 11:00 AM – 7:00 PM

Pick-up date: Sunday, Aug 1, 2021, 3:00 PM – 5:00 PM **AND**

Monday, Aug 2, 2021, 12:00 PM – 6:00 PM

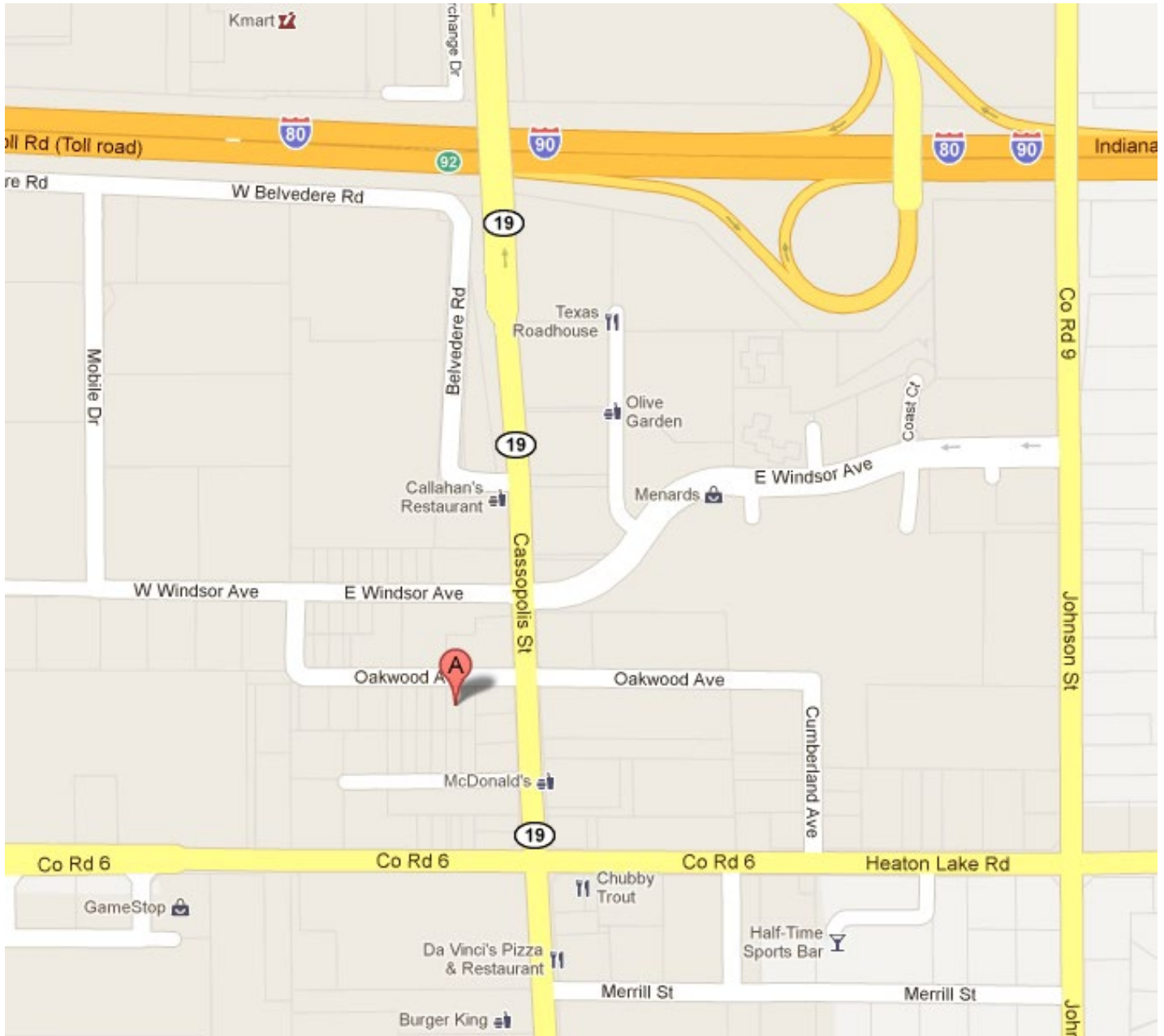
**Located at the Elkhart County Community Center (ECCC) at the Fairgrounds.**

- ❖ If your exhibit is selected for State Fair, you must come in to the ECCC building between 12 p.m. and 4 p.m. on Saturday, July 31, 2021 and check in with a 4-H Building Superintendent or 4-H Educator. They will pull your project from the exhibit area, display a photo of your project in its place, and check it in for transportation to the State Fair. You will need to come to the Elkhart County 4-H Fairgrounds (building to be announced) between 8 a.m. and 4:30 p.m. on Tuesday, August 24, 2021 to pick up your State Fair project, ribbon, and pin.



# INDOOR RIFLE / PISTOL RANGE LOCATION

325 Oakwood Avenue  
Elkhart, IN



## OUTDOOR RANGE

**Please note:** Equipment fees are paid only once for the 2019 club year. You will not be allowed to participate in a trophy shoot or receive fair tickets if club equipment fees have not been paid. Your promptness in payment at any club event is appreciated.

### SHOTGUN – MARCH

### ALL DISCIPLINES – April through JULY

Events will be outdoors rain or shine so plan appropriately.

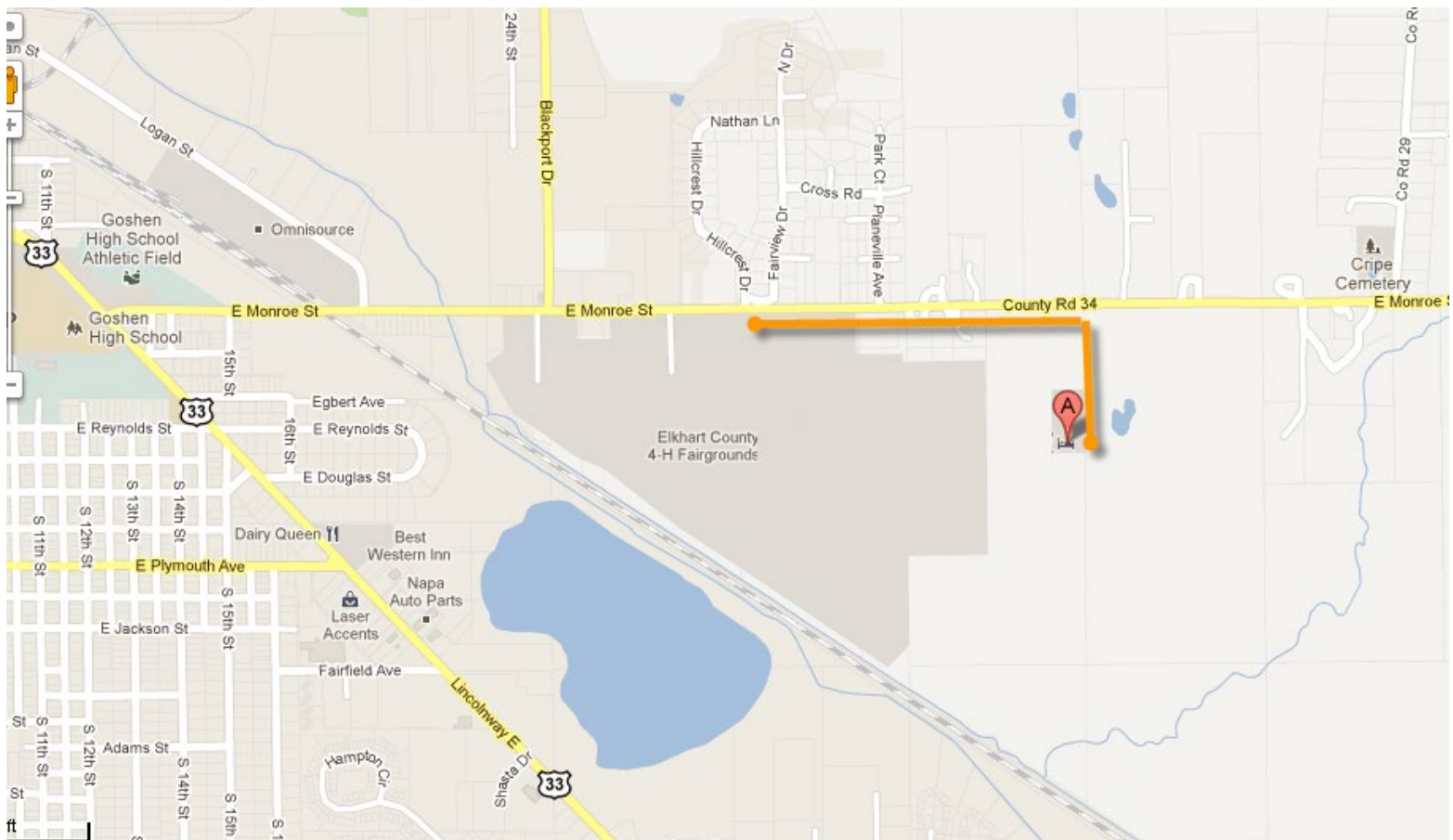
**Place:** Elkhart County Fairgrounds Range Gate 7

**Location:** Goshen, IN.

**Directions:** From downtown Goshen, IN.,

- Take US 33 South towards Goshen High School
- Follow the signs to the fair grounds.
- Go past gate 6 approximately 0.2 miles and turn right at gate 7 next to the white building on the hill and go to parking area.

Bring a chair to sit on, sun tan lotion and a hat due to limited shelter.



## 2021 Shooting Sports Manual

## Supplemental COVID-19 Information

The Elkhart County 4-H Shooting Sports Club intends to operate for the 2021 Fair season complying with directives from Purdue, the State of Indiana and local agencies relative to Covid-19 safety precautions. Conditions can change quickly impacting requirements for us to operate so please monitor our Facebook site for potential supplemental information prior to attending any club event.

At the time of writing, to comply with directives we anticipate needing to limit event size while enforcing the use of personal protective equipment. Some events, including indoor range days, will require signup prior to the event. Information will be posted on Facebook as soon as we know the requirements for an event. Please check for updates frequently as events approach. Do not assume operations will be similar to prior years.

If you have been exposed within the past 10 days or have a cough, sneeze, fever, sore throat, etc, please refrain from attending an event.

Due to the nature of shooting sports instruction, social distancing is not always possible therefore the use of masks by all members and individuals attending events is required until further notice. Participants should supply their own masks. If you are unable to comply with this requirement, we respectfully request that to wait to participate when social distancing requirements are lessened.

To minimize exposure and reduce the amount of time required to clean between equipment exchanges, we are strongly recommending that club members obtain their own protection equipment. Ear and eye protection are required for all firearm ranges. Safety glasses, earmuffs or ear plugs are available from several area stores or on-line. If they use them, Archery members should obtain their own finger protection and arm guards. We will have personal protection items available but they will require sanitization after use.

Thank you for your patience and understanding as we continue to adapt our program in response to Covid-19. The health and safety of our members, instructors, and our community remains our top priority.